



EUROTREND

PRICE LIST 2011/A



EUROTREND

Eurotrend is the premier source for contemporary furniture for the architectural/design community. Our goal is to provide the hospitality and contract markets with outstanding furniture built by the most talented European designers and craftsmen. Our products are representative of a unifying design philosophy:

- respond to the needs of today's marketplace
- adjust to different environments
- boldly communicate excellence

Table of Contents:

General Information	pag. 1
Product List by Name	pag. 3
Capdell Collection	pag. 4
Billiani Collection	pag. 52
Origlia Collection	pag. 64

TERMS AND CONDITIONS OF SALE (cont.)

1.1 Prices:

All prices are LIST prices, FOB New Jersey warehouse. Orders are subject to the prices stated on the Order Confirmations. Prices do not include shipping, storage, repacking, installation, sales or other taxes.

1.2 Order Procedure:

Purchase orders must be in writing and sent to:
Eurotrend Furniture LLC
275 Broome Street
New York, NY 10002

Billing and shipping information must be included with the purchase order and acceptance of an order is evidenced by the issuance of a Eurotrend Furniture Order Confirmation, which is subject to the terms and conditions set forth herein and is superseded by any prior verbal or written statements regarding the order.

The verification and checking of the Order Confirmation is the responsibility of the purchaser. In the event of any discrepancies Eurotrend Furniture must be notified in writing within 4 working days of the date of the Order Confirmation.

The buyer acknowledges that it does not rely on, and waives any claim for breach of, any oral representations or recommendations, which are not confirmed in writing by Eurotrend Furniture.

Any typographical, clerical or other errors or omissions in any documents or information issued by Eurotrend Furniture shall be subject to correction without any liability on the part of Eurotrend Furniture.

All quoted delivery dates are best estimates and are subject to delay or failure of delivery due to labor disputes, war, non-compliance with government regulations, failure or delay of source of supply, transportation difficulties, acts of God, or any other causes beyond our control.

Delivery dates are approximate and not binding to the supplier. The estimated delivery dates do not include delivery to the final destination.

1.3 Terms of Payment:

Eurotrend Furniture's requirement upon placement of an order is 50% deposit with the balance due prior to delivery. Custom orders require 50% deposit without exception. Terms of payment can be changed at Eurotrend Furniture's discretion and late payments will accrue interest at a rate of 1.5% per month. Any collection costs and/or attorney fees incurred as a result of insolvency will be charged to the buyer.

1.4 Cancellations:

No order, which has been accepted by Eurotrend Furniture, may be canceled by the buyer except with the agreement in writing of Eurotrend Furniture and on terms that the buyer shall indemnify Eurotrend Furniture in full against all losses and costs incurred as a result of cancellation.

1.5 Packing and Shipping:

The merchandise is supplied in standard carton boxes free of charge. For special packing, when requested, the relative cost will be charged. All shipping is to be freight prepaid or collect, due upon receipt of invoice. Any dates quoted for delivery of the merchandise are approximate only. Time of delivery shall not be of the essence and Eurotrend Furniture shall not be liable for any delay in the delivery of the merchandise. Title and all risks of loss or damage on all shipments are passed to the customer upon delivery of merchandise to a carrier from Eurotrend Furniture's warehouse.

1.6 Storage and Returns:

Any order not paid within 14 days from quoted ship date will be transferred at the buyer's risk to a storage facility, and the costs of transfer and storage will be charged to the buyer. No returns will be accepted by Eurotrend Furniture except with the agreement in writing by Eurotrend Furniture. All returned merchandise will have to be shipped freight prepaid.

1.7 Freight Claims:

Merchandise that is damaged in transit is not Eurotrend Furniture's responsibility. Eurotrend Furniture's merchandise is carefully inspected at the time of arrival at the receiving warehouse in New Jersey and securely packed prior to release. The merchandise must be examined by the buyer prior to acceptance of delivery from the carrier and if there are any damages to the packing material, they should be duly noted on the bill of lading. All claims, losses or concealed damages must be filed directly with the carrier within 5 working days from the time of the delivery and all the packing material must be retained until inspection is made.

1.8 Warranty:

Eurotrend Furniture's warranty covers any structural or manufacturing defects for 1 year from the date of delivery, with the exception of custom products, COM or COL, which are not covered. Any freight damage or damage caused by accident, misuse or abuse and normal wear and tear, is not covered by the warranty. Eurotrend Furniture's sole obligation shall be to repair or replace any product that Eurotrend Furniture deems defective during the warranty period. Correct product specification for a particular application is the responsibility of the purchaser.

TERMS AND CONDITIONS OF SALE

1.9 Fire Codes and COM:

All products can be manufactured to meet California Technical Bulletin #117 and in compliance with TB133. Please contact customer service for detailed information on up-charges and lead times.

The price list gives approximate yardage requirements for COM fabric and it is based on a solid color fabric 54" wide free from defects. Please contact your local representative for confirmation of requirement giving details of pattern repeats, direction and width.

The following chart is a guide to determining the amount of yardage required for your COM fabric.

Fabric width	Plain fabric	2" - 14" repeat	15" - 19" repeat	20" - 27" repeat	28" - 36" repeat
54"	0%	10%	15%	20%	25%
51" - 53"	15%	20%	25%	30%	35%
48" - 50"	20%	25%	30%	35%	40%
45" - 47"	40%	50%	55%	60%	65%
36" - 44"	50%	60%	65%	70%	75%

Each COM fabric order must be clearly marked with the customer name, purchase order number and item of which the COM is being applied.

Any special instructions including pattern direction on a product must be in writing and attached to the purchase order. In addition, two cuttings of COM fabrics must be attached to the purchase order to avoid any possible errors in shipping or upholstery.

In the absence of written instruction, cutting and upholstery will be carried out at the factory's discretion.

Cost of shipping COM fabric to the factory is at the customer's own expense. COM fabric should be shipped freight and duty prepaid. Please contact customer service for detailed information on the ship to address.

1.10 Finishes:

Available finishes for each product are detailed on the price list. Each group of products in the price list has its own wood and metal finishes. The finishes as illustrated are indicative of the actual color and texture and will vary from the actual production.

Eurotrend Furniture is not responsible for variations in finish colors due to the natural variations in materials and die lots.

1.11 Disclaimer:

Eurotrend Furniture reserves the right to make changes in price, product, design, construction and or materials used at its exclusive discretion and without prior notice.

All descriptions, illustrations, dimensions, weights or colors in respect to the goods specified in any Eurotrend Furniture sales literature, brochure or leaflets are general guides or description only and Eurotrend Furniture does not contract or represent that the goods will comply with any particular detail contained in such sales literature, brochure, leaflet or price list.

Any typographical, clerical or other error or omission in any document or information issued by Eurotrend Furniture shall be subject to correction without any liability on the part of Eurotrend Furniture and the manufacturer.

1.12 Care & Maintenance

Periodic maintenance is necessary to ensure long term durability and customer satisfaction. All products should be inspected, cleaned and have their screws and bolts tightened each month. If any items show any sign of structural failure it should be taken out of service immediately.

1.13 Caning or Wicker

Any cane or wicker used on our products is first quality material. Being a natural material, it is subject to variations under different climatic conditions and may occasionally have "cane hairs" visible on the back.

1.14 Inland shipping charges:

Shipping and handling charges are for dock delivery only and do not include inside delivery, installation, unpacking or removal of cartons. Shipping and handling charges are calculated as a percentage of COM LIST PRICE based on the following scale:

Zone 1 4% minimum charge \$265

Connecticut, Delaware, Maine, Massachusetts, New Hampshire, New Jersey, New York, Pennsylvania, Rhode Island, Vermont

Zone 2 5% minimum charge \$385

Alabama, Florida, Georgia, Maryland, North Carolina, South Carolina, Virginia, West Virginia, Washington D.C

Zone 3 6% minimum charge \$415

Arkansas, Colorado, Illinois, Indiana, Iowa, Kansas, Kentucky, Louisiana, Michigan, Minnesota, Mississippi, Missouri, Nebraska, New Mexico, North Dakota, Ohio, Oklahoma, South Dakota, Tennessee, Texas, Wisconsin, Wyoming

Zone 4 7% minimum charge \$475

Arizona, California, Idaho, Montana, Nevada, Oregon, Utah, Washington

PRODUCT LIST BY NAME

Aloe	p. 53	Lady	p. 36
Aragosta	p. 53	Liberty	p. 36
Arco	p. 11	Lider	p. 36
Aro	p. 11	Lido	p. 58
As	p. 12	Lola	p. 37
Ascot	p. 13	Luigi B XV	p. 59
Askew	p. 53	Luxor	p. 59
Aurea	p. 53	Manhattan	p. 38
Bat	p. 13	Matrix	p. 39
Bravo	p. 15	Medusa	p. 59
Bridge	p. 15	Miami	p. 59
Café	p. 54	Nao	p. 30
Capital	p. 54	New York	p. 39
Cheope	p. 55	Novecento	p. 40
City Hall	p. 55	Numbers	p. 60
CO2	p. 55	Olivia	p. 40
Corner	p. 15	Plaza	p. 60
Croissant	p. 55	Pop	p. 60
Culmen	p. 16	Primma	p. 40
Cuna	p. 16	Queens	p. 42
Dallas	p. 16	Regata	p. 41
Doll	p. 56	Reina	p. 41
Dom	p. 17	Reve	p. 61
Duet	p. 56	Ring	p. 61
Duna	p. 17	Ritz	p. 61
Eboli	p. 18	Savoy	p. 42
Elizabetha	p. 20	Saxo	p. 43
Eme	p. 21	Sedan	p. 43
Flick	p. 22	Smack	p. 61
Foglia	p. 57	Spinn	p. 62
Fuga	p. 57	Star	p. 44
Fusioni	p. 65	Syra	p. 45
Gala	p. 22	Tao	p. 46
Gina	p. 27	TC	p. 46
Handle	p. 57	Terry	p. 52
Happy	p. 27	Tiffany	p. 46
Harmony	p. 28	Toccata	p. 62
Hera	p. 57	Tracy	p. 62
Hol	p. 29	Urban	p. 47
Ikono	p. 29	Vela	p. 62
Infinity	p. 29	Vincent VG	p. 62
Iris	p. 30	White House	p. 48
Kali	p. 31	Windsor	p. 48
Kalida	p. 35	Xuxa	p. 50
Kha	p. 57	Yoda	p. 50
Key	p. 35	Zeta	p. 37
Kiwi	p. 35		

CAPDELL COLLECTION

General Information

The chairs and tables of the Capdell Collection are manufactured in Spain according to strict commercial quality standards. All chairs are tested and rated by AIDMA - the Spanish independent testing laboratory, and test results are available upon request. All wood chairs and tables are available in 23 standard factory matte stains, as shown on the sample cards, identified as follows:

C-3	Bubinga	C-81
C-72	Palisandro	C-83
C-26	Etimoe	C-92
C-71	Mahogany (Caoba)	C-84
C-73	Wenge	C-200
C-32	Wenge	C-201
C-27	Tulipier	C-57
C-100	Tulipier	C-58
C-24	Color 2	C-2
C-68	Color 210	C-210
C-66	Tinte Negro (Black)	
C-82		

Custom stains are available with a minimum quantity of 40 chairs or 15 tables at no additional charge. For lower quantities please call customer service for up-charge.

Lacquers are available with a List Price up-charge of \$70/per chair.

Stretchers can be added to most chairs for a List Price up-charge of \$30/set.

DesignTex Group fabrics (DesignTex, DesignTex Hospitality & One Plus One), Anzea and Maharam fabrics have been graded into the Capdell Collection. For your convenience, the fabrics are listed both alphabetically and by price category

Elmo Leather AB (Elmosoft VI) has been graded into to the Capdell Collection. Elmosoft is a soft and pliable semi-aniline leather. All Elmo leather is dyed through and tested at Elmo's laboratory. Outstanding comfort combined with excellent durability and extensive shade card, make it very suitable for the public environment.

Eurotrend Furniture delivery times will be quoted according to the availability of fabric from DesignTex, Anzea, Maharam and the leather from Curtidos Gracia S.A (serie 100. Eurotrend Furniture makes no warranties or guarantees as to the performance or suitability of DesignTex, Anzea, Maharam fabrics and Elmo leathers.

Alphabetical List of Anzea fabrics:

A tisket a tisket	B	Milky Way	D
Aerial Fields	C	Mock Croc	B
Affinity	A	Nightingale	C
April	E	Out and About	C
Banners	E	Outdoor Ama	B
Beah Blanket	B	Patent	B
Block Buster	D	Pellegrina	D
Boomerang	D	Plastic Basket	B
Brigadoon	B	Poly Pfun	C
Bye Bye Birdie	B	Pop	D
Cadenza	E	Prism	D
Casey	C	Reflections	C
Cheap seats	B	Repeat Performance	D
Checherboard Squares	B	Riverstines	D
Checkers	E	Rocky Road	B
Chi-chi	E	Slits and Slats	C
City Garden	C	Snake Escape	B
Copy Cow	A	Spa Cow	A
Cordwood	E	Space cow	B
Cotton plush	B	Stardust	C
Cows on Parade	B	Stitch in Time	C
Cowtown	B	Stitches	B
Cryptons are Coming	B	Strings and things	D
Destiny	C	Swirls	C
Diner	B	Swoop	D
Door to Door	B	Thoreau	D
Electra	A	Times Square	E
Electris Curves	D	Tread Lightly	E
Exotiqua	B	Twist of fate	D
Faux Moux	D	Twists and Turns	D
Fishnets	A	Udderly Fantastic	C
Fortune	C	Valletta	A
Glide	D	Varese	D
Go Go Boots	C	Vellum	B
Great Impostors I,II, III	C	Vintage Glaze	B
Greenviole	C	Wavelets	D
Gridlock	B	Welby	C
Hob Nob	C	Western Willie	B
Hula Hoop	B	Woodleaves	C
Jumping Beans	E		
Kashmir	B		
Kildare	C		
Laughing Cow	C		
Linette	B		
Llama's Pajamas	C		
Looking Glass	C		
Memories	B		

List of Anzea fabrics by price category:

Affinity	A	Looking Glass	C
Copy Cow	A	Nightingale	C
Electra	A	Out and About	C
Fishnets	A	Poly Pfun	C
Spa Cow	A	Reflections	C
Valletta	A	Slits and Slats	C
A tisket a tisket	B	Stardust	C
Beah Blanket	B	Stitch in Time	C
Brigadoon	B	Swirls	C
Bye Bye Birdie	B	Udderly Fantastic	C
Cheap seats	B	Welby	C
Checherboard Squares	B	Woodleaves	C
Cotton plush	B	Block Buster	D
Cows on Parade	B	Boomerang	D
Cowtown	B	Electris Curves	D
Cryptons are Coming	B	Faux Moux	D
Diner	B	Glide	D
Door to Door	B	Milky Way	D
Exotiqua	B	Pellegrina	D
Gridlock	B	Pop	D
Hula Hoop	B	Prism	D
Kashmir	B	Repeat Performance	D
Linette	B	Riverstines	D
Memories	B	Strings and things	D
Mock Croc	B	Swoop	D
Outdoor Ama	B	Thoreau	D
Patent	B	Twist of fate	D
Plastic Basket	B	Twists and Turns	D
Rocky Road	B	Varese	D
Snake Escape	B	Wavelets	D
Space cow	B	April	E
Stitches	B	Banners	E
Vellum	B	Cadenza	E
Vintage Glaze	B	Checkers	E
Western Willie	B	Chi-chi	E
Aerial Fields	C	Cordwood	E
Casey	C	Jumping Beans	E
City Garden	C	Times Square	E
Destiny	C	Tread Lightly	E
Fortune	C		
Go Go Boots	C		
Great Impostors I,II, III	C		
Greenviolle	C		
Hob Nob	C		
Kildare	C		
Laughing Cow	C		
Llama's Pajamas	C		

Alphabetical List of DesignTex fabrics:

Abex	D	Cord	B	Leafette	B	Rocket	A
Acacia	C	Corolle	B	Lillian	E	Rondine	A
Agapetos	B	Crossroads	A	Linari	A	Rotolo	E
Agave	C	Dakar	B	Lindos	B	Rumeli	B
Alaya	C	Décor	D	Line Item	C	Salon	A
Alcazar	B	Dobby Dot	A	Links	D	Salvage	B
Alemaný	C	Downtown	C	Lino	B	Sam	C
Alistair	B	Drive-In	C	Lolol	C	Samba	D
Alkai	D	Ducky	B	Lorien	D	Sandpiper	A
Allure	B	Dwell	C	Luminart	C	Sari	B
Amaranth	C	Eastside	C	Maglia	C	Sarong	B
Amuse	C	Eco Village	C	Masquerade	D	Satin	C
Anello	B	Epiphany	B	Meridian	C	Seed	B
Annex	B	Essence	A	Meta Minor	C	Senna	C
Aphelion	C	Essence Pearl	A	Metaphor	B	Sequence	C
Appressed	B	Facets	C	Metatown	A	Shag	B
Argiano	B	Falling Leaves	E	Midtown	B	Shimmy	D
Arlington	C	Faux Sure	C	Minuet	D	Sock Hop	C
Astrid	B	Fonte	B	Muir	D	Solar	C
At Ease	B	Fortuna	E	Nisa	A	Soothe	C
Avenza	B	Four Square	C	No Frills	B	Sorano	A
Aware	A	Gallone	B	Odeon	C	Spandau	B
Banda	C	Geodesic	D	Omar	B	Stacks	C
Bangles	D	Glossy	C	Palace	D	Surface	C
Baratto	D	Go Fish	C	Parallel	C	Sustain	B
Beam	D	Gujarat	B	Parga	A	Swing Set	C
Belenos	C	Halos	B	Paso Doble	D	Tailored Stripe	A
Bliss	C	Hara	E	Perles	B	Taj	C
Bodrum	B	Havana	B	Pharos	E	Tangent	B
Bolzano	B	Henry	B	Plouf	D	Tarasacon	A
Bounce	B	Honor Plus	E	Point	D	Tartan	C
Breena	B	Hoxton	C	Polygon	E	Tea Tree	B
Brooch	B	Hula Hoop	C	Prana	D	Terrain	C
Bunta	B	Improvisation	E	Prism	B	Terrasse	B
Caillou	B	Incognito	B	Protect	B	Tinos	C
Calm	C	Introvert	B	Pueblo	C	Torsade	C
Candor	B	Jakarta	B	Raffles	C	Trinket	B
Cascadia	B	Kabuki	B	Razor Stripe	C	Tupi	C
Cassava	C	Kalahari	B	React	B	Twill	C
Cestino	D	Kalanga	B	Recess	C	Uptown	C
Chicory	C	Kamon	E	Reclaim	B	Valet	B
Circolo	B	Kenaf	C	Reef	A	Vibe	B
Circumference	E	Kings Road	E	Restore	B	View	C
Clovis	C	Klange	C	ReUse	E	Vlad lab	C
Connoisseur I	E	Lalique	C	Rice	C	Vlad lab	C
Copa	B	Landau	D	Rickshaw	E	Wren	A
Coperta	C	Laureate	C	Riga	B	Yucatan	B

List of DesignTex fabrics by price category:

Aware	A	Gujarat	B	Banda	C	Taj	C
Crossroads	A	Halos	B	Belenos	C	Tartan	C
Dobby Dot	A	Havana	B	Bliss	C	Terrain	C
Essence	A	Henry	B	Calm	C	Tinos	C
Essence Pearl	A	Incognito	B	Cassava	C	Torsade	C
Linari	A	Introvert	B	Chicory	C	Tupi	C
Metta	A	Jakarta	B	Clovis	C	Twill	C
Nisa	A	Kabuki	B	Coperta	C	Uptown	C
Parga	A	Kalahari	B	Downtown	C	View	C
Reef	A	Kalanga	B	Drive-In	C	Vlad lab	C
Rocket	A	Leafette	B	Dwell	C	Vlad lab	C
Rondine	A	Lindos	B	Eastside	C	Abex	D
Salon	A	Lino	B	Eco Village	C	Alkai	D
Sandpiper	A	Metaphor	B	Facets	C	Bangles	D
Sorano	A	Midtown	B	Faux Sure	C	Baratto	D
Tailored Stripe	A	No Frills	B	Four Square	C	Beam	D
Tarasacon	A	Omar	B	Glossy	C	Cestino	D
Wren	A	Perles	B	Go Fish	C	Décor	D
Agapetos	B	Prism	B	Hoxton	C	Geodesic	D
Alcazar	B	Protect	B	Hula Hoop	C	Landau	D
Alistair	B	React	B	Kenaf	C	Links	D
Allure	B	Reclaim	B	Klange	C	Lorien	D
Anello	B	Restore	B	Lalique	C	Masquerade	D
Annex	B	Riga	B	Laureate	C	Minuet	D
Applesed	B	Rumeli	B	Line Item	C	Muir	D
Argiano	B	Salvage	B	Lolol	C	Palace	D
Astrid	B	Sari	B	Luminart	C	Paso Doble	D
At Ease	B	Sarong	B	Maglia	C	Plouf	D
Avenza	B	Seed	B	Meridian	C	Point	D
Bodrum	B	Shag	B	Meta Minor	C	Prana	D
Bolzano	B	Spandau	B	Odeon	C	Samba	D
Bounce	B	Sustain	B	Parallel	C	Shimmy	D
Breena	B	Tangent	B	Pueblo	C	Circumference	E
Brooch	B	Tea Tree	B	Raffles	C	Connoisseur III	E
Bunta	B	Terrasse	B	Razor Stripe	C	Falling Leaves	E
Caillou	B	Trinket	B	Recess	C	Fortuna	E
Candor	B	Valet	B	Rice	C	Hara	E
Cascadia	B	Vibe	B	Sam	C	Honor Plus	E
Circolo	B	Yucatan	B	Satin	C	Improvisation	E
Copa	B	Acacia	C	Senna	C	Kamon	E
Cord	B	Agave	C	Sequence	C	Kings Road	E
Corolle	B	Alaya	C	Sock Hop	C	Lillian	E
Dakar	B	Alemany	C	Solar	C	Pharos	E
Ducky	B	Amaranth	C	Soothe	C	Polygon	E
Epiphany	B	Amuse	C	Stacks	C	ReUse	E
Fonte	B	Aphelion	C	Surface	C	Rickshaw	E
Gallone	B	Arlington	C	Swing Set	C	Rotolo	E

Alphabetical List of Maharam fabrics:


Abrash	C	Fathom	B	Steady Crypton	D
Across	D	Fiddle	E	Steelcut by Kvadrat	D
Akimbo	D	Flicker	B	Steelcut Trio by Kvadrat	E
Align	C	Flora by Kvadrat	D	Stroll	C
Alley	D	Floret	D	Sudden	C
Along	D	Fluctuate	C	Tally	D
Alter	C	Focus	B	Tonika by Kvadrat	D
Amble	C	Gradient	B	Tonus by Kvadrat	D
Arbor	C	Hallingdal by Kvadrat	E	Topas by Kvadrat	D
Article	B	Hinge	C	Tournesol	D
Assemblage	C	Hint	D	Trait	C
Balustrade	E	Imprint	B	Transfer	C
Before	B	Intertwine	D	Treat	D
Beside	C	Kernel	C	Tremor	D
Bop	D	Lariat	B	Tundra by Kvadrat	E
Bound	C	Ledger	B	Turn	D
Box	D	Level	E	Twice	B
Bridge	C	Limit	C	Twine	D
Candid	B	Magic by Kvadrat	C	Upright	D
Cartouche	D	Marquee	B	Vary	C
Certain	D	Meander	D	Venn	D
Chance	D	Median	E	Verdant	B
Chase	C	Medium	B	Verse	D
Chenille Cord	E	Meridian	C	Wafer	B
Chenille Multi	E	Messenger	B	Waterfront	C
Chime	B	Metric	B	Whirl	B
Cinch	B	Milestone	B	Yanagi	C
Cipher	E	Minimal	C	Zag	D
Comment	D	Orissa	E		
Contrary	E	Overlap	B		
Corner	C	Panache	D		
Couple	D	Perception	D		
Cover	C	Petal	B		
Crush	D	Plait	C		
Current	C	Quick	B		
Dart	D	Recollection	C		
Dash	C	Remix by Kvadrat	D		
Decode	D	Reverie	B		
Defer	B	Rivet	D		
Disperse	C	Scout	D		
Ditto	D	Scout Crypton	D		
Divina by Kvadrat	E	Scuba	C		
Divina Melar	E	Setting	B		
Division	B	Skate	C		
Double Check	D	Slice	C		
Droplet	C	Stack	B		
Exchange	C	Steady	B		












List of Maharam fabrics by price category:










Article	B	Exchange	C	Steady Crypton	D
Before	B	Fluctuate	C	Steelcut by Kvadrat	D
Candid	B	Hinge	C	Tally	D
Chime	B	Kernel	C	Tonika by Kvadrat	D
Cinch	B	Limit	C	Tonus by Kvadrat	D
Defer	B	Magic by Kvadrat	C	Topas by Kvadrat	D
Division	B	Meridian	C	Tournesol	D
Fathom	B	Minimal	C	Treat	D
Flicker	B	Plait	C	Tremor	D
Focus	B	Recollection	C	Turn	D
Gradient	B	Scuba	C	Twine	D
Imprint	B	Skate	C	Upright	D
Lariat	B	Slice	C	Venn	D
Ledger	B	Stroll	C	Verse	D
Marquee	B	Sudden	C	Zag	D
Medium	B	Trait	C	Balustrade	E
Messenger	B	Transfer	C	Chenille Cord	E
Metric	B	Vary	C	Chenille Multi	E
Milestone	B	Waterfront	C	Cipher	E
Overlap	B	Yanagi	C	Contrary	E
Petal	B	Across	D	Divina by Kvadrat	E
Quick	B	Akimbo	D	Divina Melange - Kvadrat	E
Reverie	B	Alley	D	Fiddle	E
Setting	B	Along	D	Hallingdal by Kvadrat	E
Stack	B	Bop	D	Level	E
Steady	B	Box	D	Median	E
Twice	B	Cartouche	D	Orissa	E
Verdant	B	Certain	D	Steelcut Trio by Kvadr	E
Wafer	B	Chance	D	Tundra by Kvadrat	E
Whirl	B	Comment	D		
Abrash	C	Couple	D		
Align	C	Crush	D		
Alter	C	Dart	D		
Amble	C	Decode	D		
Arbor	C	Ditto	D		
Assemblage	C	Double Check	D		
Beside	C	Flora by Kvadrat	D		
Bound	C	Floret	D		
Bridge	C	Hint	D		
Chase	C	Intertwine	D		
Corner	C	Meander	D		
Cover	C	Panache	D		
Current	C	Perception	D		
Dash	C	Remix by Kvadrat	D		
Disperse	C	Rivet	D		
Droplet	C	Scout	D		
Exchange	C	Scout Crypton	D		












MODEL	DESCRIPTION	FRAME FINISH	SEAT OPTIONS							
			Ash wood	Beech wood	Oak wood	Upholstered	Leather	Poly	Fashion	Laminate
 #164	ARCO Side: upholstered seat, 3/4 wood back W: 18.5" SH: 18.1" D: 22" COM: 0.8 yards OH: 38.2"	Beech wood frame 23 stains				A \$778 B \$801 C \$818 D \$834 E \$856 COM \$744	\$954			
 #165	ARCO Side: upholstered seat, back W: 18.5" SH: 18.1" D: 22" COM: 1.4 yards OH: 38.2"	Beech wood frame 23 stains				A \$771 B \$810 C \$837 D \$865 E \$901 COM \$714	\$1,065			
 #691M	ARO Armchair: upholstered seat and inside back, beech wood outside back W: 22.4" SH: 18.5" D: 22.8" AH: 26.8" OH: 29.9" COM: 0.8 yards	Beech wood frame 23 stains				A \$1,096 B \$1,119 C \$1,136 D \$1,152 E \$1,174 COM \$1,062	\$1,272			
 #691T	ARO Armchair: upholstered seat and back W: 22.4" SH: 18.5" D: 22.8" AH: 26.8" OH: 29.9" COM: 1 yard	Beech wood frame 23 stains				A \$1,035 B \$1,064 C \$1,084 D \$1,105 E \$1,132 COM \$991	\$1,257			
 #695M	ARO Lounge chair: upholstered seat and inside back, beech wood outside back W: 28" SH: 16.9" D: 27.5" AH: 24.4" OH: 29.1" COM: 1.1 yards	Beech wood frame 23 stains				A \$1,408 B \$1,439 C \$1,461 D \$1,483 E \$1,511 COM \$1,362	\$1,643			
 #695T	ARO Lounge chair: upholstered seat and back, W: 28" SH: 16.9" D: 27.5" AH: 24.4" OH: 29.1" COM: 1.5 yards	Beech wood frame 23 stains				A \$1,333 B \$1,377 C \$1,409 D \$1,440 E \$1,481 COM \$1,266	\$1,673			
 #699	ARO Barstool: upholstered seat W: 16.5" SH: 32.2" D: 16.5" COM: 0.4 yards OH: 32.2"	Beech wood frame 23 stains				A \$871 B \$880 C \$887 D \$894 E \$903 COM \$856	\$1,027			
 #690C	ARO Side table with crystal glass top OH: 17.7" diam top: 18.9"	Beech wood frame 23 stains		\$694						
 #690 HDF	ARO Side table with anthracite melamine top OH: 17.7" diam top: 18.9"	Beech wood frame 23 stains		\$719						
 #690M	ARO Side table with beech wood top OH: 17.7" diam top: 18.9"	Beech wood frame 23 stains		\$774						
 #690T	ARO Side table with upholstered top OH: 17.7" diam top: 18.9"	Beech wood frame 23 stains				A \$796 B \$808 C \$816 D \$824 E \$835 COM \$779	\$884			

MODEL	DESCRIPTION	FRAME FINISH	SEAT OPTIONS									
			Ash wood	Beech wood	Oak wood	Upholstered	Leather	Poly	Fashion	Laminate		
#694C 	ARO Side table with crystal glass top OH: 16.5" diam top: 24"	Beech wood frame 23 stains		\$876								
#694 HDF 	ARO Side table with anthracite melamine top OH: 16.5" diam top: 24"	Beech wood frame 23 stains		\$911								
#694M 	ARO Side table with beech wood top OH: 16.5" diam top: 24"	Beech wood frame 23 stains		\$931								
#694T 	ARO Side table with upholstered top OH: 16.5" diam top: 24"	Beech wood frame 23 stains					A \$908 B \$933 C \$951 D \$969 E \$992 COM \$871	\$1,102				
#694H40T 	ARO Ottoman with upholstered top OH: 15.7" diam top: 24"	Beech wood frame 23 stains					A \$893 B \$918 C \$936 D \$954 E \$977 COM \$856	\$1,081				
#680 	AS Lounge armchair: upholstered seat, back W: 24" SH: 15.4" D: 26.4" COM: 3 yards OH: 24.8"	Fully upholstered Polypropylene feet					A \$1264 B \$1,356 C \$1,422 D \$1,488 E \$1,574 COM \$1,125	\$1,932				
#681 	AS Lounge armchair: upholstered seat, back W: 24" SH: 16.2" D: 26.4" COM: 3 yards OH: 25.6"	Beech wood frame 23 stains					A \$1,350 B \$1,443 C \$1,509 D \$1,575 E \$1,661 COM \$1,212	\$2,018				
#682 	AS Lounge armchair: upholstered seat, back W: 24" SH: 16.2" D: 26.4" COM: 3 yards OH: 25.6"	Chrome plated frame					A \$1,389 B \$1,481 C \$1,547 D \$1,613 E \$1,699 COM \$1,250	\$2,056				
#683 	AS Lounge armchair: upholstered seat, back; four swiveling castors W: 24" SH: 16.2" D: 26.4" COM: 3 yards OH: 25.6"	Fully upholstered					A \$1,346 B \$1,438 C \$1,504 D \$1,570 E \$1,656 COM \$1,207	\$2,013				
#685 	AS Lounge armchair: upholstered seat, back; wood top detail W: 24" SH: 15.4" D: 26.4" COM: 3 yards OH: 24.8"	Fully upholstered Polypropylene feet					A \$1,466 B \$1,558 C \$1,624 D \$1,690 E \$1,776 COM \$1,327	\$2,133				
#686 	AS Lounge armchair: upholstered seat, back; wood top detail W: 24" SH: 16.2" D: 26.4" COM: 3 yards OH: 25.6"	Beech wood frame 23 stains					A \$1,552 B \$1,644 C \$1,710 D \$1,776 E \$1,862 COM \$1,413	\$2,220				
#687 	AS Lounge armchair: upholstered seat, back; wood top detail W: 24" SH: 16.2" D: 26.4" COM: 3 yards OH: 25.6"	Chrome plated frame					A \$1,590 B \$1,683 C \$1,749 D \$1,815 E \$1,901 COM \$1,452	\$2,258				

MODEL	DESCRIPTION	FRAME FINISH	SEAT OPTIONS							
			Ash wood	Beech wood	Oak wood	Upholstered	Leather	Poly	Fashion	Laminate
#688 	AS Lounge armchair: upholstered seat, back; four swiveling castors; wood top detail W: 24" SH: 16.2" D: 26.4" COM: 3 yards OH: 25.6"	Fully upholstered				A \$1,547 B \$1,640 C \$1,706 D \$1,772 E \$1,857 COM \$1,409	\$2,215			
#731 	ASCOT Side chair: upholstered seat, back; opening between seat/back W: 20.8" SH: 18.1" D: 21.2" COM: 1 yard OH: 31.5"	Beech wood frame 23 stains				A \$942 B \$971 C \$991 D \$1,012 E \$1,039 COM \$898	\$1,153			
#731N 	ASCOT Armchair: upholstered seat, back; opening between seat/back; beech wood arm W: 24" SH: 18.1" D: 21.2" AH: 26.4" OH: 31.5" COM: 1 yard	Beech wood frame 23 stains				A \$1,138 B \$1,167 C \$1,188 D \$1,208 E \$1,235 COM \$1,095	\$1,349			
#732 	ASCOT Side chair: upholstered seat, cane back; opening between seat/back W: 20.8" SH: 18.1" D: 21.2" COM: 0.5 yards OH: 31.5"	Beech wood frame 23 stains				A \$920 B \$937 C \$949 D \$962 E \$978 COM \$894	\$1,05			
#732N 	ASCOT Armchair: upholstered seat, cane back opening between seat/back; beech wood arm W: 24" SH: 18.1" D: 21.2" AH: 26.4" OH: 31.5" COM: 0.5 yards	Beech wood frame 23 stains				A \$1,121 B \$1,138 C \$1,150 D \$1,163 E \$1,179 COM \$1,095	\$1,244			
#733 	ASCOT Side chair: upholstered seat, open wood back W: 20.8" SH: 18.1" D: 21.2" COM: 0.5 yards OH: 31.5"	Beech wood frame 23 stains				A \$881 B \$899 C \$911 D \$923 E \$939 COM \$855	\$1,009			
#733N 	ASCOT Armchair: upholstered seat, open wood back; beech wood arm W: 24" SH: 18.1" D: 21.2" AH: 26.4" OH: 31.5" COM: 0.5 yards	Beech wood frame 23 stains				A \$1,082 B \$1,100 C \$1,112 D \$1,124 E \$1,141 COM \$1,056	\$1,205			
#739 	ASCOT Barstool: upholstered seat, back; opening between seat/back W: 18.5" SH: 30.3" D: 21.7" COM: 0.8 yards OH: 40.5"	Beech wood frame 23 stains				A \$1,175 B \$1,193 C \$1,205 D \$1,217 E \$1,234 COM \$1,149	\$1,351			
#721 	BAT Side chair: polypropylene seat, back W: 18.9" OH: 32.3" D: 22" SH: 18.1" Stacks: 6	Silver powder coated metal legs						\$405		
#726 	BAT Side chair: polypropylene seat, back W: 18.9" OH: 32.3" D: 22" SH: 18.1" Stacks: 6	Beech wood legs, cherry stains						\$442		
#721BP 	BAT Armchair: polypropylene seat, back W: 21.7" SH: 18.1" D: 22" AH: 26" OH: 32.3" Stacks: 6	Silver powder coated metal legs and arms						\$558		












MODEL	DESCRIPTION	FRAME FINISH	SEAT OPTIONS								
			Ash wood	Beech wood	Oak wood	Upholstered	Leather	Poly	Fashion	Laminate	
 #726BM	BAT Armchair: polypropylene seat, back W: 21.7" SH: 18.1" D: 22" AH: 26" OH: 32.3" Stacks: 6	Beech wood legs and arms, cherry stain							\$600		
 #721 RU	BAT Side chair: polypropylene seat, back; five swiveling castors W: 26.8" OH: 33" D: 26.8" SH: 17.7"	Silver powder coated metal legs							\$812		
 #726BM RU	BAT Armchair: polypropylene seat, back; five swiveling castors; beech wood arm W: 26.8" SH: 17.7" D: 26.8" AH: 25.6" OH: 33"	Silver powder coated metal legs							\$930		
 #721 BP RU	BAT Armchair: polypropylene seat, back; five swiveling castors; silver powder coated metal arm W: 26.8" SH: 17.7" D: 26.8" AH: 25.6" OH: 33"	Silver powder coated metal legs							\$930		
 #727	BAT Barstool: polypropylene seat, back W: 23.2" OH: 45.5" D: 24" SH: 30.7"	Silver powder coated metal legs							\$724		
 #727BP	BAT Barstool: polypropylene seat, back curved metal arm W: 23.2" SH: 30.7" D: 24" AH: 38.6" OH: 45.5"	Silver powder coated metal legs and arms							\$878		
#CJ 720	BAT Seat cushion with ties						\$105				
 #728BB	BAT TANDEM SEATING 2 seat: polypropylene seat, back on metal bar; 2 sets of metal legs. Ships KD W: 53.5" OH: 29.1" D: 24" SH: 16.9"	Silver powder coated metal legs & structure							\$1,422		
 #728BBB	BAT TANDEM SEATING 3 seat: polypropylene seat, back on metal bar; 2 sets of metal legs. Ships KD W: 78" OH: 29.1" D: 24" SH: 16.9"	Silver powder coated metal legs & structure							\$2,133		
 #728BBM	BAT TANDEM SEATING 2 seat: polypropylene seat, back on metal bar; 2 sets of metal legs with a side table. Ships KD W: 78" OH: 29.1" D: 24" SH: 16.9"	Silver powder coated metal legs & structure							\$2,133		
 #728BMB	BAT TANDEM SEATING 2 seat: polypropylene seat, back on metal bar; 2 sets of metal legs with center table. Ships KD W: 78" OH: 29.1" D: 24" SH: 16.9"	Silver powder coated metal legs & structure							\$2,133		
 #728MBB	BAT TANDEM SEATING 2 seat: polypropylene seat, back on metal bar; 2 sets of metal legs with a side table. Ships KD W: 78" OH: 29.1" D: 24" SH: 16.9"	Silver powder coated metal legs & structure							\$2,133		










MODEL	DESCRIPTION	FRAME FINISH	SEAT OPTIONS							
			Ash wood	Beech wood	Oak wood	Upholstered	Leather	Poly	Fashion	Laminate
Corner 	CORNER Beech or oak wood table. Solid beech or oak wood frame and legs with metal detail optional. Beech or oak wood veneer top. Assembly required. OH: 19.7" Top size: #60X60 #70X70 #80X80 #90X90 #100X100 #140X 90 #160X 90			\$1,469 \$1,515 \$1,618 \$1,725 \$1,902 \$2,158 \$2,256	\$1,781 \$1,827 \$1,930 \$2,037 \$2,214 \$2,470 \$2,568					
Corner 	CORNER Beech or oak wood table. Solid beech or oak wood frame and legs with metal detail optional. Beech or oak wood veneer top. Assembly required. OH: 29.7" Top size: #60X60 #70X70 #80X80 #90X90 #100X100 #140X 90 #160X 90			\$1,640 \$1,687 \$1,789 \$1,896 \$2,073 \$2,097 \$2,428	\$1,966 \$2,013 \$2,115 \$2,223 \$2,400 \$2,656 \$2,754					
#931N049 	CULMEM Square metal base and column. Max top size recommended 40" round or 36" square. Base spread: 19.3" x 19.3" Base H: 28"	White powder coated Black powder coated				\$806				
#931N059 	CULMEM Square metal base and column. Max top size recommended 39.5" round or square. SH:18.5" Base spread: 23.2" x 23.2" Base H: 28"	White powder coated Black powder coated				\$971				
#932N049 	CULMEM Square metal base and column. Max top size recommended 27.5" round or square. Base spread: 19.3" x 19.3" Base H: 42.5"	White powder coated Black powder coated				\$866				
#826 	CUNA Lounge chair: upholstered seat and back; beech wood frame W: 37.4" SH: 16.5" D: 31.5" AH: 22.9" OH: 29.5" COM: 1.8 yards	Beech wood frame 23 stains				A \$1,724 B \$1,769 C \$1,800 D \$1,832 E \$1,873 COM \$1,658	\$2,059			
#827 	CUNA Lounge chair: upholstered seat and back; beech wood frame W: 37.4" SH: 16.5" D: 31.5" AH: 22.9" OH: 31.1" COM: 2 yards	Beech wood frame 23 stains				A \$1,846 B \$1,894 C \$1,928 D \$1,962 E \$2,007 COM \$1,773	\$2,210			
#625C 	DALLAS Armchair: upholstered seat, beech wood back and sled base W: 20" SH: 18.1" D: 20.8" COM: 0.5 yards OH: 28.7" Stacks:4	Chrome plated frame				A \$929 B \$940 C \$949 D \$957 E \$968 COM \$911	\$1,026			
#625CM 	DALLAS Armchair: beech wood seat and back, sled base W: 20" SH: 18.1" D: 20.8" Stacks:4 OH: 28.7"	Chrome plated frame		\$863						

MODEL	DESCRIPTION	FRAME FINISH	SEAT OPTIONS							
			Ash wood	Beech wood	Oak wood	Upholstered	Leather	Poly	Fashion	Laminate
 #110	DOM Side chair: upholstered seat, wood back W: 19.7" SH: 18.5" D: 21.7" COM: 0.5 yard OH: 33.5"	Beech wood frame 23 stains				A \$717 B \$731 C \$740 D \$750 E \$762 COM \$697	\$798			
 #110N	DOM Armchair: upholstered seat, wood back; angled wood arm W: 21.7" SH: 18.5" W: 21.7" AH: 26.4" OH: 33.5" COM: 0.5 yards	Beech wood frame 23 stains				A \$904 B \$917 C \$927 D \$937 E \$949 COM \$884	\$984			
 #111	DOM Side chair: upholstered seat and back; wood top back detail W: 19.7" SH: 18.5" D: 21.7" COM: 0.8 yards OH: 33.5"	Beech wood frame 23 stains				A \$732 B \$755 C \$771 D \$788 E \$809 COM \$697	\$922			
 #111N	DOM Armchair: upholstered seat and back; angled wood arm; wood top back detail W: 21.7" SH: 18.5" W: 21.7" AH: 26.4" OH: 33.5" COM: 0.8 yards	Beech wood frame 23 stains				A \$914 B \$937 C \$953 D \$970 E \$991 COM \$879	\$1,080			
 #112	DOM Side chair: upholstered seat; cane back; wood top back detail W: 19.7" SH: 18.5" D: 21.7" COM: 0.5 yards OH: 33.5"	Beech wood frame 23 stains				A \$703 B \$716 C \$726 D \$735 E \$748 COM \$682	\$783			
 #112N	DOM Armchair: upholstered seat, cane back; angled wood arm; wood top back detail W: 21.7" SH: 18.5" W: 21.7" AH: 26.4" OH: 33.5" COM: 0.5 yards	Beech wood frame 23 stains				A \$889 B \$903 C \$913 D \$922 E \$935 COM \$889	\$1,090			
 #113	DOM Side chair: upholstered seat, wood back; wood top back detail W: 19.7" SH: 18.5" D: 21.7" COM: 0.5 yards OH: 33.5"	Beech wood frame 23 stains				A \$674 B \$687 C \$697 D \$707 E \$719 COM \$654	\$754			
 #113N	DOM Armchair: upholstered seat, wood back; angled wood arm; wood top back detail W: 21.7" SH: 18.5" W: 21.7" AH: 26.4" OH: 33.5" COM: .5 yards	Beech wood frame 23 stains				A \$861 B \$874 C \$884 D \$893 E \$906 COM \$840	\$941			
 #215	DUNA Side chair: upholstered seat, back W: 19.3" SH: 18.1" D: 23.3" COM: 1.1 yards OH: 37"	Beech wood frame 23 stains				A \$729 B \$759 C \$781 D \$803 E \$832 COM \$682	\$951			
 #216	DUNA Side chair: upholstered seat, back W: 20" SH: 18.1" D: 22.4" COM: 1.1 yards OH: 31.5"	Beech wood frame 23 stains				A \$738 B \$769 C \$791 D \$813 E \$842 COM \$692	\$961			
 #218	DUNA Lounge chair: upholstered seat, back W: 22" SH: 16.1" D: 28" COM: 1.3 yards OH: 28.3"	Beech wood frame 23 stains				A \$1,013 B \$1,048 C \$1,073 D \$1,097 E \$1,129 COM \$961	\$1,230			











MODEL	DESCRIPTION	FRAME FINISH	SEAT OPTIONS							
			Ash wood	Beech wood	Oak wood	Upholstered	Leather	Poly	Fashion	Laminate
 #219	DUNA Barstool: upholstered seat, back W: 20.4" SH: 31.1" D: 21.2" COM: 0.8 yards OH: 41.7"	Beech wood frame 23 stains				A \$959 B \$982 C \$999 D \$1,015 E \$1,036 COM \$924	\$1,126			
 #650	EBOLI Ottoman: upholstered seat, square metal legs W: 18.1" SH: 18.9" D: 21.25" COM: 1.3 yards OH: 18.9"	Chrome plated frame				A \$837 B \$875 C \$903 D \$930 E \$966 COM \$779	\$1,044			
 #650R	EBOLI Lounge chair: upholstered seat, beech wood back; chrome connecting detail W: 18.1" SH: 18.9" D: 21.25" COM: 1.3 yards OH: 31.5"	Chrome plated frame				A \$1,133 B \$1,171 C \$1,199 D \$1,226 E \$1,262 COM \$1,075	\$1,340			
 #651	EBOLI Ottoman: upholstered seat, nylon glides W: 18.1" SH: 15.7" D: 19.3" COM: 1.1 yards OH: 15.7"	Nylon glides				A \$507 B \$540 C \$563 D \$586 E \$617 COM \$458	\$672			
 #651R	EBOLI Lounge chair: upholstered seat, beech wood back; chrome connecting detail, nylon glides W: 18.1" SH: 15.7" D: 19.3" COM: 1.1 yards OH: 27.5"	Nylon glides				A \$820 B \$852 C \$876 D \$899 E \$930 COM \$771	\$943			
 #651G	EBOLI Ottoman: upholstered seat, nylon glides W: 25.6" SH: 15.7" D: 23.2" COM: 1.4 yards OH: 15.7"	Nylon glides				A \$682 B \$724 C \$754 D \$785 E \$824 COM \$618	\$903			
 #651GR	EBOLI Lounge chair: upholstered seat, beech wood back; chrome connecting detail, nylon glides W: 25.8" SH: 15.7" D: 23.2" COM: 1.4 yards OH: 30.3"	Nylon glides				A \$1,040 B \$1,082 C \$1,112 D \$1,142 E \$1,182 COM \$976	\$1,199			
 #651CG	EBOLI Ottoman: upholstered seat, nylon glides W: 25.6" SH: 15.7" D: 23.2" COM: 1.4 yards OH: 15.7"	Nylon glides				A \$682 B \$724 C \$754 D \$785 E \$824 COM \$618	\$903			
 #651CGR	EBOLI Lounge chair: upholstered seat, beech wood back; chrome connecting detail, nylon glides W: 25.6" SH: 15.7" D: 23.2" COM: 1.4 yards OH: 30.3"	Nylon glides				A \$1,040 B \$1,082 C \$1,112 D \$1,142 E \$1,182 COM \$976	\$1,199			
 #652	EBOLI Ottoman: upholstered seat, square metal legs W: 25.6" SH: 15.7" D: 23.2" COM: 1.6 yards OH: 15.7"	Chrome plated frame				A \$1,044 B \$1,090 C \$1,123 D \$1,156 E \$1,199 COM \$974	\$1,310			
 #652R	EBOLI Lounge chair: upholstered seat, beech wood back; chrome connecting detail, square metal legs W: 25.6" SH: 15.7" D: 23.2" COM: 1.6 yards OH: 30.3"	Chrome plated frame				A \$1,347 B \$1,393 C \$1,426 D \$1,459 E \$1,502 COM \$1,278	\$1,601			












MODEL	DESCRIPTION	FRAME FINISH	SEAT OPTIONS							
			Ash wood	Beech wood	Oak wood	Upholstered	Leather	Poly	Fashion	Laminate
 #652BTR	EBOLI Lounge chair: upholstered seat, arms, beech wood back; chrome connecting detail, square metal legs W: 25.6" SH: 15.7" D: 23.2" AH: 25.6" OH: 30.3" COM: 2.1 yards	Chrome plated frame				A \$1,731 B \$1,792 C \$1,836 D \$1,880 E \$1,937 COM \$1,638	\$2,052			
 #653	EBOLI Bench: upholstered seat; square metal legs W: 51.1" SH: 15.7" D: 23.2" COM: 2.8 yards OH: 15.7"	Chrome plated frame				A \$1,648 B \$1,729 C \$1,787 D \$1,845 E \$1,920 COM \$1,527	\$2,067			
 #653RRR	EBOLI Bench: upholstered seat, beech wood back; chrome connecting detail; square metal legs W: 51.1" SH: 15.7" D: 23.2" COM: 2.8 yards OH: 30.3"	Chrome plated frame				A \$2,334 B \$2,415 C \$2,473 D \$2,531 E \$2,606 COM \$2,213	\$2,654			
 #653RFR	EBOLI Bench: upholstered seat, beech wood back; chrome connecting detail; square metal legs W: 51.1" SH: 15.7" D: 23.2" COM: 2.8 yards OH: 30.3"	Chrome plated frame				A \$2,334 B \$2,415 C \$2,473 D \$2,531 E \$2,606 COM \$2,213	\$2,654			
 #653BTRR	EBOLI Bench: upholstered seat, arms, beech wood back; chrome connecting detail; square metal legs W: 51.1" SH: 15.7" D: 23.2" AH: 25.6" OH: 30.3" COM: 3.3 yards	Chrome plated frame				A \$2,663 B \$2,760 C \$2,828 D \$2,897 E \$2,986 COM \$2,519	\$3,101			
 #654	EBOLI Bench: upholstered seat; square metal legs W: 76.8" SH: 15.7" D: 23.2" COM: 3.6 yards OH: 15.7"	Chrome plated frame				A \$2,371 B \$2,475 C \$2,550 D \$2,624 E \$2,720 COM \$2,216	\$2,719			
 #654RRR	EBOLI Bench: upholstered seat, beech wood back; chrome connecting detail; square metal legs W: 76.8" SH: 15.7" D: 23.2" COM: 3.6 yards OH: 30.3"	Chrome plated frame				A \$3,229 B \$3,333 C \$3,408 D \$3,482 E \$3,578 COM \$3,074	\$3,577			
 #654BTRRR	EBOLI Bench: upholstered seat, arms, beech wood back; chrome connecting detail; square metal legs W: 76.8" SH: 15.7" D: 23.2" AH: 25.6" OH: 30.3" COM: 4 yards	Chrome plated frame				A \$3,559 B \$3,678 C \$3,763 D \$3,848 E \$3,959 COM \$3,380	\$4,024			
 #659	EBOLI Barstool: upholstered seat; beech wood back; chrome connecting detail W: 20.5" SH: 31.5" D: 21.6" COM: 1.2 yards OH: 45"	Chrome plated frame				A \$1,221 B \$1,253 C \$1,377 D \$1,300 E \$1,331 COM \$1,172	\$1,325			
 #715	EBOLI Side chair: upholstered seat, beech wood back; chrome connecting detail W: 20" SH: 18.9" D: 20.8" COM: 1.1 yards OH: 32.2"	Chrome plated frame				A \$946 B \$979 C \$1,002 D \$1,025 E \$1,056 COM \$897	\$1,193			
 #716BT	EBOLI Armchair: upholstered seat, arm; beech wood back; chrome connecting detail W: 24" SH: 18.9" D: 20.8" AH: 26.4" OH: 32.3" COM: 1.6 yards	Chrome plated frame				A \$1,269 B \$1,313 C \$1,345 D \$1,377 E \$1,418 COM \$1,203	\$1,609			












MODEL	DESCRIPTION	FRAME FINISH	SEAT OPTIONS							
			Ash wood	Beech wood	Oak wood	Upholstered	Leather	Poly	Fashion	Laminate
 #717	EBOLI Bench: upholstered seat and arm; square metal legs W: 50" SH: 17.7" D: 17.7" AH: 26.7" OH: 26.7" COM: 2.5 yards	Chrome plated frame				A \$1,741 B \$1,815 C \$1,867 D \$1,919 E \$1,987 COM \$1,632	\$1,632			
 #717RR	EBOLI Bench: upholstered seat, arms; beech wood back; chrome connecting detail; square metal legs W: 50" SH: 17.7" D: 17.7" AH: 26.7" OH: 32.3" COM: 2.5 yards	Chrome plated frame				A \$2,278 B \$2,351 C \$2,404 D \$2,456 E \$2,524 COM \$2,169	\$2,836			
 #610	ELIZABETHA Side chair: upholstered seat, beech wood oval open back W: 19.7" SH: 18.9" D: 21.7" AH: 26.7" OH: 30.3" COM: 0.5 yards	Beech wood frame 23 stains				A \$837 B \$852 C \$863 D \$874 E \$889 COM \$814	\$954			
 #610T	ELIZABETHA Side chair: upholstered seat, oval beech wood upholstered back W: 19.7" SH: 18.9" D: 21.7" AH: 26.7" OH: 30.3" COM: 1 yard	Beech wood frame 23 stains				A \$910 B \$936 C \$956 D \$975 E \$1000 COM \$869	\$1,115			
 #611	ELIZABETHA Side chair: upholstered seat, beech wood oval open back W: 19.7" SH: 18.9" D: 22.4" AH: 26.7" OH: 35.8" COM: 0.5 yards	Beech wood frame 23 stains				A \$867 B \$883 C \$894 D \$905 E \$919 COM \$844	\$985			
 #611T	ELIZABETHA Side chair: upholstered seat, oval beech wood upholstered back W: 19.7" SH: 18.9" D: 22.4" AH: 26.7" OH: 35.8" COM: 1 yard	Beech wood frame 23 stains				A \$940 B \$967 C \$986 D \$1,005 E \$1,030 COM \$899	\$1,145			
 #612 1B	ELIZABETHA Armchair: upholstered seat, beech wood single arm; beech wood oval open back W: 23.2" SH: 18.9" D: 23.6" AH: 26" OH: 30.3" COM: 1 yard	Beech wood frame 23 stains				A \$1,077 B \$1,104 C \$1,123 D \$1,142 E \$1,168 COM \$1,037	\$1,282			
 #612 1BT	ELIZABETHA Armchair: upholstered seat, beech wood single arm; oval beech wood upholstered back W: 23.2" SH: 18.9" D: 23.6" AH: 26" OH: 30.3" COM: 1.3 yards	Beech wood frame 23 stains				A \$1,150 B \$1,188 C \$1,216 D \$1,243 E \$1,279 COM \$1,092	\$1,443			
 #612	ELIZABETHA Armchair: upholstered seat, beech wood arms; beech wood oval open back W: 23.2" SH: 18.9" D: 23.6" AH: 26" OH: 30.3" COM: 1 yard	Beech wood frame 23 stains				A \$1,077 B \$1,104 C \$1,123 D \$1,142 E \$1,168 COM \$1,037	\$1,282			
 #612T	ELIZABETHA Armchair: upholstered seat, beech wood arms; oval beech wood upholstered back W: 23.2" SH: 18.9" D: 23.6" AH: 26" OH: 30.3" COM: 1.3 yards	Beech wood frame 23 stains				A \$1,150 B \$1,188 C \$1,216 D \$1,243 E \$1,279 COM \$1,092	\$1,443			
 #619	ELIZABETHA Barstool: upholstered seat; beech wood wood oval open back W: 17.3" SH: 31.1" D: 19.7" AH: 26.7" OH: 40.1" COM: 0.5 yards	Beech wood frame 23 stains				A \$1,165 B \$1,180 C \$1,191 D \$1,202 E \$1,216 COM \$1,142	\$1,262			












MODEL	DESCRIPTION	FRAME FINISH	SEAT OPTIONS							
			Ash wood	Beech wood	Oak wood	Upholstered	Leather	Poly	Fashion	Laminate
 #619T	ELIZABETHA Barstool: upholstered seat; beech wood wood upholstered back W: 17.3" SH: 31.1" D: 19.7" COM: 0.8 yards OH: 40.1"	Beech wood frame 23 stains				A \$1,237 B \$1,264 C \$1,283 D \$1,303 E \$1,238 COM \$1,197	\$1,423			
 #613	ELIZABETHA Lounge chair: upholstered seat, beech wood arms; beech wood oval open back W: 30.7" SH: 16.1" D: 29.5" AH: 22.8" OH: 27.5" COM: 1.6 yards	Beech wood frame 23 stains				A \$1,536 B \$1,582 C \$1,615 D \$1,648 E \$1,691 COM \$1,467	\$1,888			
 #613T	ELIZABETHA Lounge chair: upholstered seat, beech wood arms; oval beech wood upholstered back W: 30.7" SH: 16.1" D: 29.5" AH: 22.8" OH: 27.5" COM: 2 yards	Beech wood frame 23 stains				A \$1,629 B \$1,691 C \$1,735 D \$1,779 E \$1,836 COM \$1,537	\$2,084			
 #613 1B	ELIZABETHA Lounge chair: upholstered seat, beech wood single arm; beech wood oval open back W: 30.7" SH: 16.1" D: 29.5" AH: 22.8" OH: 27.5" COM: 1.6 yards	Beech wood frame 23 stains				A \$1,536 B \$1,582 C \$1,615 D \$1,648 E \$1,691 COM \$1,467	\$1,888			
 #613 1BT	ELIZABETHA Lounge chair: upholstered seat, beech wood single arm; oval beech wood upholstered back W: 30.7" SH: 16.1" D: 29.5" AH: 22.8" OH: 27.5" COM: 2 yards	Beech wood frame 23 stains				A \$1,629 B \$1,691 C \$1,735 D \$1,779 E \$1,836 COM \$1,537	\$2,084			
 #614	ELIZABETHA Bench: upholstered seat, oval beech wood upholstered and open back W: 43.7" SH: 18.1" D: 24" COM: 2 yards OH: 29.1"	Beech wood frame 23 stains				A \$2,073 B \$2,127 C \$2,165 D \$2,204 E \$2,254 COM \$1,992	\$2,484			
 #615	ELIZABETHA Bench: upholstered seat, oval beech wood upholstered and open back W: 52.4" SH: 15.7" D: 29.5" COM: 3.1 yards OH: 27.5"	Beech wood frame 23 stains				A \$2,772 B \$2,865 C \$2,931 D \$2,997 E \$3,082 COM \$2,634	\$3,476			
 #615T	ELIZABETHA Bench: upholstered seat, oval beech wood upholstered and open back W: 52.4" SH: 15.7" D: 29.5" COM: 4 yards OH: 27.5"	Beech wood frame 23 stains				A \$2,968 B \$3,087 C \$3,173 D \$3,258 E \$3,369 COM \$2,789	\$3,878			
 #1140C	EME Oak wood extendable table. Solid oak wood frame and legs with crystal glass top. Extension is self storing in the table. Assembly required. W: 55.1" OH: 29.9" D: 35.5" extension: 27.5"			\$3,272						
 #1141C	EME Oak wood extendable table. Solid oak wood frame and legs with crystal glass top and lateral PVC silver strip. Extension is self storing in the table. Assembly required. W: 55.1" OH: 29.9" D: 35.5" extension: 27.5"			\$3,361						
 #1140R	EME Oak wood extendable table. Solid oak wood frame and legs with oak wood veneer top. Extension is self storing in the table. Assembly required. W: 55.1" OH: 29.9" D: 35.5" extension: 27.5"			\$3,221						

MODEL	DESCRIPTION	FRAME FINISH	SEAT OPTIONS							
			Ash wood	Beech wood	Oak wood	Upholstered	Leather	Poly	Fashion	Laminate
#1141R 	EME Oak wood extendable table. Solid oak wood frame and legs with oak wood veneer top and lateral PVC silver strip. Extension is self storing in the table. Assembly required. W: 55.1" OH: 29.9" D: 35.5" extension: 27.5"			\$3,314						
#1142R 	EME Oak wood extendable table. Solid oak wood frame and legs with oak wood veneer top and central PVC silver strip. Extension is self storing in the table. Assembly required. W: 55.1" OH: 29.9" D: 35.5" extension: 27.5"			\$3,314						
#1160C 	EME Oak wood extendable table. Solid oak wood frame and legs with crystal glass top. Extension is self storing in the table. Assembly required. W: 63" OH: 29.9" D: 35.5" extension: 27.5"			\$3,463						
#1161C 	EME Oak wood extendable table. Solid oak wood frame and legs with crystal glass top and lateral PVC silver strip. Extension is self storing in the table. Assembly required. W: 63" OH: 29.9" D: 35.5" extension: 27.5"			\$3,556						
#1160R 	EME Oak wood extendable table. Solid oak wood frame and legs with oak wood veneer top. Extension is self storing in the table. Assembly required. W: 59" OH: 29.9" D: 35.5" extension: 27.5"			\$3,417						
#1161R 	EME Oak wood extendable table. Solid oak wood frame and legs with oak wood veneer top and lateral PVC silver strip. Extension is self storing in the table. Assembly required. W: 59" OH: 29.9" D: 35.5" extension: 27.5"			\$3,505						
#1162R 	EME Oak wood extendable table. Solid oak wood frame and legs with oak wood veneer top and central PVC silver strip. Extension is self storing in the table. Assembly required. W: 59" OH: 29.9" D: 35.5" extension: 27.5"			\$3,505						
#824 	FLICK Side chair: upholstered seat and back; square metal legs W: 18.5" SH: 17.7" D: 21.7" COM: 1.2 yards OH: 31.5" Stacks: 5	Chrome plated frame				A \$841 B \$875 C \$900 D \$925 E \$857 COM \$789	\$1,105			
#824N 	FLICK Armchair: upholstered seat and back; square metal legs W: 19.7" SH: 17.7" D: 21.7" AH: 26" OH: 31.5" COM: 1.6 yards	Chrome plated frame				A \$1,245 B \$1,291 C \$1,324 D \$1,357 E \$1,400 COM \$1,176	\$1,597			
#829C 	FLICK Barstool: upholstered seat and back; square metal legs W: 18.1" SH: 31.5" D: 17.7" COM: 1.2 yards OH: 40"	Chrome plated frame				A \$1,094 B \$1,128 C \$1,153 D \$1,178 E \$1,210 COM \$1,042	\$1,468			
#770A 	GALA Side chair: upholstered seat, back W: 19.3" SH: 18.1" D: 20.9" COM: 1.5 yards OH: 33.9"	Beech wood frame 23 stains				A \$810 B \$848 C \$876 D \$903 E \$939 COM \$752	\$1,088			












MODEL	DESCRIPTION	FRAME FINISH	SEAT OPTIONS							
			Ash wood	Beech wood	Oak wood	Upholstered	Leather	Poly	Fashion	Laminate
 #770A+BC	GALA Armchair: upholstered seat, back; curved wood arm W: 22" SH: 18" D: 20.9" AH: 26" OH: 34" COM: 1.5 yards	Beech wood frame 23 stains				A \$1,006 B \$1,045 C \$1,072 D \$1,100 E \$1,136 COM \$949	\$1,284			
 #770A+BM	GALA Armchair: upholstered seat, back; angled wood arm W: 22" SH: 18" D: 20.9" AH: 26" OH: 34" COM: 1.5 yards	Beech wood frame 23 stains				A \$1,049 B \$1,088 C \$1,115 D \$1,143 E \$1,179 COM \$992	\$1,328			
 #770A+BT	GALA Armchair: upholstered seat, back; upholstered arm W: 22" SH: 18.1" D: 21" AH: 26" OH: 33.9" COM: 2.1 yards	Beech wood frame 23 stains				A \$1,155 B \$1,232 C \$1,287 D \$1,342 E \$1,413 COM \$1,039	\$1,543			
 #770B	GALA Side chair: upholstered seat, back W: 19.3" SH: 18.1" D: 20.4" AH: 26" OH: 30" COM: 1 yards	Beech wood frame 23 stains				A \$772 B \$803 C \$825 D \$847 E \$876 COM \$726	\$995			
 #770B+BC	GALA Armchair: upholstered seat, back; curved wood arm W: 22" SH: 18.1" D: 20.5" AH: 26" OH: 30" COM: 1 yard	Beech wood frame 23 stains				A \$976 B \$1,006 C \$1,028 D \$1,050 E \$1,079 COM \$929	\$1,198			
 #770B+BM	GALA Armchair: upholstered seat, back; angled wood arm W: 22" SH: 18.1" D: 20.5" AH: 26" OH: 30" COM: 1 yard	Beech wood frame 23 stains				A \$1,019 B \$1,050 C \$1,072 D \$1,094 E \$1,122 COM \$973	\$1,241			
 #770B+BT	GALA Armchair: upholstered seat, back; upholstered arm W: 22" SH: 18.2" D: 20.5" AH: 26" OH: 30" COM: 1.7 yard	Beech wood frame 23 stains				A \$1,119 B \$1,188 C \$1,238 D \$1,287 E \$1,352 COM \$1,015	\$1,452			
 #771A	GALA Side chair: upholstered seat, back W: 20.5" SH: 18.1" D: 22" AH: 26" OH: 33.8" COM: 1.5 yards	Beech wood frame 23 stains				A \$882 B \$920 C \$948 D \$975 E \$1,011 COM \$824	\$1,160			
 #771A+BC	GALA Armchair: upholstered seat, back; curved wood arm W: 22.5" SH: 18.1" D: 22" AH: 26" OH: 33.8" COM: 1.5 yards	Beech wood frame 23 stains				A \$1,059 B \$1,098 C \$1,125 D \$1,153 E \$1,188 COM \$1,001	\$1,337			
 #771A+BM	GALA Armchair: upholstered seat, back; angled wood arm W: 22.5" SH: 18.1" D: 22" AH: 26" OH: 33.8" COM: 1.5 yards	Beech wood frame 23 stains				A \$1,102 B \$1,141 C \$1,168 D \$1,196 E \$1,232 COM \$1,045	\$1,380			












MODEL	DESCRIPTION	FRAME FINISH	SEAT OPTIONS							
			Ash wood	Beech wood	Oak wood	Upholstered	Leather	Poly	Fashion	Laminate
 #771A+BT	GALA Armchair: upholstered seat, back; upholstered arm W: 22.5" SH: 18.1" D: 22" AH: 26" OH: 33.8" COM: 2.1 yards	Beech wood frame 23 stains				A \$1,226 B \$1,303 C \$1,358 D \$1,413 E \$1,485 COM \$1,111	\$1,615			
 #771B	GALA Side chair: upholstered seat, back W: 20.5" SH: 18.1" D: 21.7" COM: 1 yard OH: 30"	Beech wood frame 23 stains				A \$827 B \$858 C \$880 D \$902 E \$930 COM \$781	\$1,050			
 #771B+BC	GALA Armchair: upholstered seat, back; curved wood arm W: 22.5" SH: 18.1" D: 21.7" AH: 26" OH: 30" COM: 1 yard	Beech wood frame 23 stains				A \$1,024 B \$1,054 C \$1,076 D \$1,098 E \$1,127 COM \$977	\$1,246			
 #771B+BM	GALA Armchair: upholstered seat, back; angled wood arm W: 22.5" SH: 18.1" D: 21.7" AH: 26" OH: 30" COM: 1 yard	Beech wood frame 23 stains				A \$1,067 B \$1,098 C \$1,120 D \$1,142 E \$1,170 COM \$1,021	\$1,289			
 #771B+BT	GALA Armchair: upholstered seat, back; upholstered arm W: 22.5" SH: 18.1" D: 21.7" AH: 26" OH: 30" COM: 1.7 yard	Beech wood frame 23 stains				A \$1,158 B \$1,227 C \$1,276 D \$1,326 E \$1,390 COM \$1,054	\$1,490			
 #775	GALA Lounge chair: upholstered seat, back W: 22.5" SH: 16.1" D: 23.6" COM: 1.5 yards OH: 26.8"	Beech wood frame 23 stains				A \$954 B \$996 C \$1,026 D \$1,057 E \$1,096 COM \$890	\$1,265			
 #775+BC	GALA Lounge armchair: upholstered seat, back; curved wood arm W: 24.4" SH: 16.1" D: 23.6" AH: 24" OH: 26.8" COM: 1.5 yards	Beech wood frame 23 stains				A \$1,136 B \$1,179 C \$1,209 D \$1,239 E \$1,278 COM \$1,073	\$1,442			
 #775+BM	GALA Lounge armchair: upholstered seat, back; angled wood arm W: 24.4" SH: 16.1" D: 23.6" AH: 24" OH: 26.8" COM: 1.5 yards	Beech wood frame 23 stains				A \$1,179 B \$1,222 C \$1,252 D \$1,282 E \$1,322 COM \$1,116	\$1,485			
 #775+BT	GALA Armchair: upholstered seat, back; upholstered arm W: 24.4" SH: 16.1" D: 23.6" AH: 24" OH: 26.8" COM: 2.1 yards	Beech wood frame 23 stains				A \$1,242 B \$1,323 C \$1,380 D \$1,438 E \$1,513 COM \$1,121	\$1,658			
 #776	GALA Bench: upholstered seat, back W: 42.9" SH: 18.1" D: 20.8" COM: 2.1 yards OH: 28.3"	Beech wood frame 23 stains				A \$1,485 B \$1,547 C \$1,591 D \$1,635 E \$1,692 COM \$1,393	\$1,935			
 #776+BC	GALA Bench: upholstered seat, back; curved wood arm W: 44.8" SH: 18.1" D: 20.8" AH: 24" OH: 28.3" COM: 2.1 yards	Beech wood frame 23 stains				A \$1,663 B \$1,724 C \$1,768 D \$1,812 E \$1,870 COM \$1,570	\$2,108			

MODEL	DESCRIPTION	FRAME FINISH	SEAT OPTIONS							
			Ash wood	Beech wood	Oak wood	Upholstered	Leather	Poly	Fashion	Laminate
 #776+BM	GALA Bench: upholstered seat, back; angled wood arm W: 44.8" SH: 18.1" D: 20.8" AH: 24" OH: 28.3" COM: 2.1 yards	Beech wood frame 23 stains				A \$1,706 B \$1,768 C \$1,812 D \$1,856 E \$1,913 COM \$1,614	\$2,151			
 #776+BT	GALA Bench: upholstered seat, back; upholstered arm W: 44.9" SH: 18.1" D: 20.8" AH: 24" OH: 28.3" COM: 2.8 yards	Beech wood frame 23 stains				A \$1,769 B \$1,869 C \$1,940 D \$2,012 E \$2,105 COM \$1,618	\$2,324			
 #779	GALA Barstool: upholstered seat, back W: 17.7" SH: 31.5" D: 18.5" COM: 0.8 yards OH: 39.7"	Beech wood frame 23 stains				A \$988 B \$1,011 C \$1,027 D \$1,044 E \$1,065 COM \$953	\$1,155			
 #740A	GALA Side chair: upholstered seat, back; wood top back detail W: 19.3" SH: 18.1" D: 21.7" COM: 1.5 yards OH: 35.4"	Beech wood frame 23 stains				A \$829 B \$868 C \$895 D \$923 E \$958 COM \$771	\$1,107			
 #740A+BC	GALA Armchair: upholstered seat, back; curved wood arm; wood top back detail W: 22" SH: 18.1" D: 21.7" AH: 26" OH: 35.4" COM: 1.5 yards	Beech wood frame 23 stains				A \$1,025 B \$1,064 C \$1,091 D \$1,119 E \$1,155 COM \$968	\$1,304			
 #740A+BM	GALA Armchair: upholstered seat, back; angled wood arm; wood top back detail W: 22" SH: 18.1" D: 21.7" AH: 26" OH: 35.4" COM: 1.5 yards	Beech wood frame 23 stains				A \$1,069 B \$1,107 C \$1,135 D \$1,162 E \$1,198 COM \$1,011	\$1,347			
 #740A+BT	GALA Armchair: upholstered seat, back; upholstered arm; wood top back detail W: 22" SH: 18.1" D: 21.7" AH: 26" OH: 35.4" COM: 1.7 yards	Beech wood frame 23 stains				A \$1,174 B \$1,251 C \$1,306 D \$1,361 E \$1,432 COM \$1,058	\$1,562			
 #740B	GALA Side chair: upholstered seat, back; wood top back detail W: 19.2" SH: 18.1" D: 21.2" AH: 26" OH: 31.5" COM: 1 yard	Beech wood frame 23 stains				A \$786 B \$817 C \$839 D \$861 E \$890 COM \$740	\$1,009			
 #740B+BC	GALA Armchair: upholstered seat, back; curved wood arm; wood top back detail W: 22" SH: 18.1" D: 21.2" AH: 26" OH: 31.5" COM: 1 yard	Beech wood frame 23 stains				A \$990 B \$1,021 C \$1,043 D \$1,065 E \$1,093 COM \$944	\$1,212			
 #740B+BM	GALA Armchair: upholstered seat, back; angled wood arm; wood top back detail W: 22" SH: 18.1" D: 21.2" AH: 26" OH: 31.5" COM: 1 yard	Beech wood frame 23 stains				A \$1,033 B \$1,064 C \$1,086 D \$1,108 E \$1,137 COM \$987	\$1,256			
 #740B+BT	GALA Armchair: upholstered seat, back; upholstered arm; wood top back detail W: 22" SH: 18.1" D: 21" AH: 26" OH: 31.5" COM: 1.7 yard	Beech wood frame 23 stains				A \$1,238 B \$1,208 C \$1,257 D \$1,307 E \$1,371 COM \$1,034	\$1,471			












MODEL	DESCRIPTION	FRAME FINISH	SEAT OPTIONS							
			Ash wood	Beech wood	Oak wood	Upholstered	Leather	Poly	Fashion	Laminate
#741A 	GALA Side chair: upholstered seat, back; wood top back detail W: 20.4" SH: 18.1" D: 22.8" COM: 1.5 yards OH: 35.4"	Beech wood frame 23 stains				A \$906 B \$944 C \$972 D \$999 E \$1,035 COM \$848	\$1,184			
#741A+BC 	GALA Armchair: upholstered seat, back; curved wood arm; wood top back detail W: 22.4" SH: 18.1" D: 22.8" AH: 26" OH: 35.4" COM: 1.5 yards	Beech wood frame 23 stains				A \$1,078 B \$1,117 C \$1,144 D \$1,172 E \$1,208 COM \$1,021	\$1,356			
#741A+BM 	GALA Armchair: upholstered seat, back; angled wood arm; wood top back detail W: 22.4" SH: 18.1" D: 22.8" AH: 26" OH: 35.4" COM: 1.5 yards	Beech wood frame 23 stains				A \$1,121 B \$1,160 C \$1,187 D \$1,215 E \$1,251 COM \$1,064	\$1,400			
#741A+BT 	GALA Armchair: upholstered seat, back; upholstered arm; wood top back detail W: 22.4" SH: 18.1" D: 22.8" AH: 26" OH: 35.4" COM: 2.1 yards	Beech wood frame 23 stains				A \$1,217 B \$1,294 C \$1,349 D \$1,404 E \$1,476 COM \$1,102	\$1,606			
#741B 	GALA Side chair: upholstered seat, back; wood top back detail W: 20.4" SH: 18.1" D: 22.4" COM: 1 yard OH: 31.5"	Beech wood frame 23 stains				A \$851 B \$882 C \$904 D \$926 E \$954 COM \$805	\$1,074			
#741B+BC 	GALA Armchair: upholstered seat, back; curved wood arm; wood top back detail W: 22.5" SH: 18.1" D: 22.4" AH: 26" OH: 31.5" COM 1 yard	Beech wood frame 23 stains				A \$1,045 B \$1,076 C \$1,098 D \$1,120 E \$1,148 COM \$999	\$1,268			
#741B+BM 	GALA Armchair: upholstered seat, back; angled wood arm; wood top back detail W: 22.5" SH: 18.1" D: 22.4" AH: 26" OH: 31.5" COM 1 yard	Beech wood frame 23 stains				A \$1,088 B \$1,119 C \$1,141 D \$1,163 E \$1,192 COM \$1,042	\$1,042			
#741B+BT 	GALA Armchair: upholstered seat, back; upholstered arm; wood top back detail W: 22.4" SH: 18.1" D: 22.4" AH: 26" OH: 31.5" COM 1.7 yard	Beech wood frame 23 stains				A \$1,215 B \$1,284 C \$1,333 D \$1,383 E \$1,447 COM \$1,111	1,547			
#745 	GALA Lounge chair: upholstered seat, back; wood top back detail W: 22.4" SH: 16.1" D: 24.4" COM: 1.5 yards OH: 28.4"	Beech wood frame 23 stains				A \$978 B \$1,020 C \$1,050 D \$1,081 E \$1,120 COM \$914	\$1,284			
#745+BC 	GALA Armchair: upholstered seat, back; curved wood arm; wood top back detail W: 24.4" SH: 16.1" D: 24.4" AH: 24" OH: 28.4" COM: 1.5 yards	Beech wood frame 23 stains				A \$1,155 B \$1,198 C \$1,228 D \$1,258 E \$1,298 COM \$1,092	\$1,461			
#745+BM 	GALA Armchair: upholstered seat, back; angled wood arm; wood top back detail W: 24.4" SH: 16.1" D: 24.4" AH: 24" OH: 28.4" COM: 1.5 yards	Beech wood frame 23 stains				A \$1,199 B \$1,241 C \$1,271 D \$1,301 E \$1,341 COM \$1,135	\$1,505			














MODEL	DESCRIPTION	FRAME FINISH	SEAT OPTIONS							
			Ash wood	Beech wood	Oak wood	Upholstered	Leather	Poly	Fashion	Laminate
 #745+BT	GALA Armchair: upholstered seat, back; upholstered arm; wood top back detail W: 24.4" SH: 16.1" D: 24.4" AH: 24" OH: 28.4" COM: 2.1 yards	Beech wood frame 23 stains				A \$1,266 B \$1,347 C \$1,404 D \$1,462 E \$1,537 COM \$1,145	\$1,682			
 #746	GALA Bench: upholstered seat, back; wood top back detail W: 42.9" SH: 18.1" D: 21.7" COM: 2 yards OH: 30"	Beech wood frame 23 stains				A \$1,452 B \$1,475 C \$1,491 D \$1,508 E \$1,529 COM \$1,417	\$1,954			
 #746+BC	GALA Bench: upholstered seat, back; curved wood arm; wood top back detail W: 44.8" SH: 18.1" D: 21.7" AH: 24" OH: 30" COM: 2 yards	Beech wood frame 23 stains				A \$1,682 B \$1,744 C \$1,788 D \$1,832 E \$1,889 COM \$1,590	\$2,127			
 #746+BM	GALA Bench: upholstered seat, back; angled wood arm; wood top back detail W: 44.8" SH: 18.1" D: 21.7" AH: 24" OH: 30" COM: 2 yards	Beech wood frame 23 stains				A \$1,725 B \$1,787 C \$1,831 D \$1,875 E \$1,932 COM \$1,633	\$2,170			
 #746+BT	GALA Bench: upholstered seat, back; upholstered arm; wood top back detail W: 44.9" SH: 18.1" D: 21.7" AH: 24" OH: 30" COM: 2.8 yards	Beech wood frame 23 stains				A \$1,793 B \$1,893 C \$1,964 D \$2,036 E \$2,129 COM \$1,642	\$2,348			
 #749	GALA Barstool: upholstered seat, back; wood top back detail W: 17.7" SH: 31.5" D: 19.3" COM: 0.8 yards OH: 41.3"	Beech wood frame 23 stains				A \$1,012 B \$1,035 C \$1,051 D \$1,068 E \$1,089 COM \$977	\$1,179			
 #161	GINA Side chair: removable upholstered seat, back W: 18.5" SH: 18.5" D: 21.2" COM: 1.2 yard OH: 35.8"	Beech wood frame 23 stains				A \$768 B \$803 C \$827 D \$852 E \$884 COM \$716	\$1,018			
 #162	GINA Side chair: upholstered seat and back; wood top back detail W: 18.5" SH: 18.5" D: 21.2" COM: 1 yard OH: 35.8"	Beech wood frame 23 stains				A \$788 B \$817 C \$838 D \$858 E \$885 COM \$745	\$994			
 #640C	HAPPY Side chair: upholstered seat and back; wood top back detail W: 20.8" SH: 17.7" D: 21.2" COM: 0.4 yards OH: 29.1"	Beech wood frame 23 stains				A \$783 B \$795 C \$803 D \$811 E \$822 COM \$766	\$871			
 #641C	HAPPY Side chair: upholstered seat and back; wood top back detail W: 20.8" SH: 17.7" D: 21.2" COM: 0.4 yards OH: 29.1"	Beech wood frame 23 stains				A \$813 B \$825 C \$833 D \$842 E \$852 COM \$796	\$902			
 #642C	HAPPY Side chair: upholstered seat and back; wood top back detail W: 20.8" SH: 17.7" D: 21.2" COM: 0.4 yards OH: 29.1"	Beech wood frame 23 stains				A \$723 B \$735 C \$743 D \$751 E \$762 COM \$706	\$811			






MODEL	DESCRIPTION	FRAME FINISH	SEAT OPTIONS							
			Ash wood	Beech wood	Oak wood	Upholstered	Leather	Poly	Fashion	Laminate
 #201	HARMONY Side chair: upholstered seat, back; beech wood top back detail W: 19.3" SH: 18.5" D: 20.4" COM: 1 yard OH: 34.2"	Beech wood frame 23 stains				A \$696 B \$721 C \$739 D \$757 E \$780 COM \$658	\$874			
 #201BM	HARMONY Armchair: upholstered seat, back; beech wood top back detail; curved wood arm W: 21.2" SH: 18.5" D: 20.4" AH: 26" OH: 34.2" COM: 1 yard	Beech wood frame 23 stains				A \$879 B \$941 C \$959 D \$977 E \$1,000 COM \$879	\$1,100			
 #201BF	HARMONY Armchair: upholstered seat, back; beech wood top back detail; curved aluminum arm W: 21.2" SH: 18.5" D: 20.4" AH: 26" OH: 34.2" COM: 1 yard	Beech wood frame 23 stains				A \$907 B \$932 C \$950 D \$968 E \$991 COM \$869	\$1,090			
 #202	HARMONY Side chair: upholstered seat, cane back; beech wood top back detail W: 19.3" SH: 18.5" D: 20.4" COM: 0.5 yards OH: 34.2"	Beech wood frame 23 stains				A \$681 B \$692 C \$700 D \$709 E \$719 COM \$663	\$764			
 #202BM	HARMONY Armchair: upholstered seat, cane back; beech wood top back detail; curved wood arm W: 21.2" SH: 18.5" D: 20.4" AH: 26" OH: 34.2" COM: 0.5 yards	Beech wood frame 23 stains				A \$906 B \$917 C \$926 D \$934 E \$945 COM \$888	\$989			
 #202BF	HARMONY Armchair: upholstered seat, cane back; beech wood top back detail; curved aluminum arm W: 21.2" SH: 18.5" D: 20.4" AH: 26" OH: 34.2" COM: 0.5 yards	Beech wood frame 23 stains				A \$896 B \$908 C \$916 D \$924 E \$935 COM \$879	\$980			
 #204	HARMONY Side chair: upholstered seat, wood slatted back; beech wood top back detail W: 19.3" SH: 18.5" D: 20.4" COM: 0.5 yards OH: 34.2"	Beech wood frame 23 stains				A \$671 B \$683 C \$691 D \$699 E \$710 COM \$654	\$754			
 #204BM	HARMONY Armchair: upholstered seat, wood slatted back; beech wood top back detail; curved wood arm W: 21.2" SH: 18.5" D: 20.4" AH: 26" OH: 34.2" COM: 0.5 yards	Beech wood frame 23 stains				A \$891 B \$903 C \$911 D \$919 E \$930 COM \$874	\$975			
 #204BF	HARMONY Armchair: upholstered seat, wood slatted back; beech wood top back detail; curved aluminum arm W: 21.2" SH: 18.5" D: 20.4" AH: 26" OH: 34.2" COM: 0.5 yards	Beech wood frame 23 stains				A \$882 B \$893 C \$902 D \$910 E \$921 COM \$864	\$965			
 #205	HARMONY Side chair: upholstered seat, horizontal wood slatted back; beech wood top back detail W: 21.2" SH: 18.5" D: 20.4" COM: 0.5 yards OH: 34.2"	Beech wood frame 23 stains				A \$676 B \$687 C \$696 D \$704 E \$715 COM \$658	\$759			
 #205BM	HARMONY Armchair: upholstered seat, horizontal wood slatted back; beech wood top back detail; curved wood arm W: 21.2" SH: 18.5" D: 20.4" AH: 26" OH: 34.2" COM: 0.5 yards	Beech wood frame 23 stains				A \$869 B \$908 C \$916 D \$924 E \$935 COM \$879	\$980			

MODEL	DESCRIPTION	FRAME FINISH	SEAT OPTIONS							
			Ash wood	Beech wood	Oak wood	Upholstered	Leather	Poly	Fashion	Laminate
 #205BF	HARMONY Armchair: upholstered seat, horizontal wood slatted back; beech wood top back detail; curved aluminum arm W: 21.2" SH: 18.5" D: 20.4" AH: 26" OH: 34.2" COM: 0.5 yards	Beech wood frame 23 stains				A \$887 B \$898 C \$906 D \$915 E \$925 COM \$869	\$970			
 #311C	HOL Side chair: sled base; upholstered seat, back W: 19.7" SH: 18.1" D: 22.4" COM: 1.1 yards OH: 37"	Chrome plated frame				A \$657 B \$688 C \$710 D \$732 E \$760 COM \$611	\$879			
 #312C	HOL Side chair: sled base; upholstered seat, back W: 21.2" SH: 18.1" D: 23.2" COM: 1.1 yards OH: 31.5"	Chrome plated frame				A \$683 B \$714 C \$736 D \$758 E \$786 COM \$637	\$905			
 #313C	HOL Armchair: sled base; upholstered seat, back; chrome plated arm W: 21.2" SH: 18.1" D: 23.2" AH: 25.6" OH: 31.5" COM: 1.1 yards	Chrome plated frame				A \$779 B \$810 C \$832 D \$854 E \$882 COM \$733	\$1,001			
 #316C	HOL Lounge chair: sled base; upholstered seat, back W: 23.4" SH: 16.1" D: 27.2" COM: 1.3 yards OH: 28.3"	Chrome plated frame				A \$903 B \$938 C \$963 D \$987 E \$1,019 COM \$851	\$1,153			
 #317C	HOL Lounge chair: sled base; upholstered seat, back, chrome plated arm W: 23.4" SH: 16.1" D: 27.2" AH: 23.2" OH: 28.3" COM: 1.3 yards	Chrome plated frame				A \$999 B \$1,034 C \$1,058 D \$1,083 E \$1,115 COM \$947	\$1,249			
 #318C	HOL Barstool: sled base; upholstered seat, back W: 20.4" SH: 31.1" D: 21.2" COM: .8 yards OH: 41.7"	Chrome plated frame				A \$897 B \$920 C \$936 D \$953 E \$974 COM \$862	\$1,063			
 #350A	IKONO Side chair: upholstered seat, back W: 19.7" SH: 18.5" D: 22" COM: 1.2 yards OH: 36.6"	Beech wood frame 23 stains				A \$758 B \$795 C \$821 D \$847 E \$881 COM \$703	\$1,035			
 #351B	IKONO Side chair: upholstered seat, back W: 20.4" SH: 18.5" D: 21.3" COM: 1.1 yards OH: 32.3"	Beech wood frame 23 stains				A \$753 B \$785 C \$809 D \$832 E \$862 COM \$703	\$999			
 #351B BM	IKONO Armchair: upholstered seat, back; beech wood arms. W: 22.4" SH: 18.5" D: 21.3" AH: 25.6" OH: 32.3" COM: 1.1 yards	Beech wood frame 23 stains				A \$993 B \$966 C \$989 D \$1,012 E \$1,043 COM \$884	\$1,185			
 #330C	INFINITY Side chair: sled base; upholstered seat and back W: 21.3" SH: 17.7" D: 21.3" COM: 1.1 yards OH: 40.1"	Chrome plated frame				A \$810 B \$843 C \$866 D \$890 E \$920 COM \$761	\$1,062			










MODEL	DESCRIPTION	FRAME FINISH	SEAT OPTIONS							
			Ash wood	Beech wood	Oak wood	Upholstered	Leather	Poly	Fashion	Laminate
 #330T	INFINITY Side chair: sled base; upholstered seat and back W: 21.3" SH: 17.7" D: 21.3" COM: 1.1 yards OH: 40.1"	Titanium powder coated frame				A \$810 B \$843 C \$866 D \$890 E \$920 COM \$761	\$1,062			
 #330B	INFINITY Side chair: sled base; upholstered seat and back frame W: 21.3" SH: 17.7" D: 21.3" COM: 1.1 yards OH: 40.1"	White powder coated				A \$810 B \$843 C \$866 D \$890 E \$920 COM \$761	\$1,062			
 #332C	INFINITY Side chair: sled base; upholstered seat and back W: 21.3" SH: 17.7" D: 22" COM: 1 yard OH: 38.2"	Chrome plated frame				A \$776 B \$803 C \$823 D \$842 E \$867 COM \$736	\$982			
 #332T	INFINITY Side chair: sled base; upholstered seat and back W: 21.3" SH: 17.7" D: 22" COM: 1 yard OH: 38.2"	Titanium powder coated frame				A \$776 B \$803 C \$823 D \$842 E \$867 COM \$736	\$982			
 #332B	INFINITY Side chair: sled base; upholstered seat and back W: 21.3" SH: 17.7" D: 22" COM: 1 yard OH: 38.2"	White powder coated frame				A \$776 B \$803 C \$823 D \$842 E \$867 COM \$736	\$982			
 #333C	INFINITY Side chair: sled base; upholstered seat and back W: 21.3" SH: 17.7" D: 20.9" COM: 1.1 yards OH: 31.1"	Chrome plated frame				A \$800 B \$833 C \$856 D \$880 E \$910 COM \$751	\$1,047			
 #333T	INFINITY Side chair: sled base; upholstered seat and back W: 21.3" SH: 17.7" D: 20.9" COM: 1.1 yards OH: 31.1"	Titanium powder coated frame				A \$800 B \$833 C \$856 D \$880 E \$910 COM \$751	\$1,047			
 #333B	INFINITY Side chair: sled base; upholstered seat and back W: 21.3" SH: 17.7" D: 20.9" COM: 1.1 yards OH: 31.1"	White powder coated frame				A \$800 B \$833 C \$856 D \$880 E \$910 COM \$751	\$1,047			
 #191	IRIS Side chair: upholstered seat, back W: 18.9" SH: 18.1" D: 21.2" COM: 1 yard OH: 36.6"	Beech wood frame 23 stains				A \$669 B \$700 C \$722 D \$744 E \$772 COM \$623	\$891			
 #191BF	IRIS Armchair: upholstered seat, back; aluminum curved arm W: 21.2" SH: 18.1" D: 21.2" AH: 26" OH: 36.6" COM: 1 yard	Beech wood frame 23 stains				A \$891 B \$922 C \$944 D \$966 E \$995 COM \$845	\$1,114			
 #191BM	IRIS Armchair: upholstered seat, back; wood curved arm W: 21.2" SH: 18.1" D: 21.2" AH: 26" OH: 36.6" COM: 1 yard	Beech wood frame 23 stains				A \$872 B \$903 C \$925 D \$947 E \$976 COM \$826	\$1,095			












MODEL	DESCRIPTION	FRAME FINISH	SEAT OPTIONS							
			Ash wood	Beech wood	Oak wood	Upholstered	Leather	Poly	Fashion	Laminate
#192 	IRIS Side chair: upholstered seat, back; open beech wood top back detail W: 18.9" SH: 18.1" D: 21.2" COM: 1 yard OH: 36.6"	Beech wood frame 23 stains				A \$684 B \$719 C \$744 D \$768 E \$800 COM \$632	\$901			
#192A 	IRIS Side chair: upholstered seat, back; open beech wood top back detail W: 18.9" SH: 18.1" D: 21.2" COM: 1.1 yard OH: 36.6" Stacks: 4	Beech wood frame 23 stains				A \$756 B \$791 C \$815 D \$840 E \$872 COM \$704	\$1,006			
#192BF 	IRIS Armchair: uph. seat, back; open beech wood top back detail; alum. curved arm W: 21.2" SH: 18.1" D: 21.2" AH: 26" OH: 36.6" COM: 1 yard	Beech wood frame 23 stains				A \$901 B \$932 C \$954 D \$976 E \$1,004 COM \$855	\$1,124			
#192BM 	IRIS Armchair: uph. seat, back; open beech wood top back detail; wood curved arm W: 21.2" SH: 18.1" D: 21.2" AH: 26" OH: 36.6" COM: 1 yard	Beech wood frame 23 stains				A \$877 B \$908 C \$930 D \$952 E \$980 COM \$831	\$1,100			
#193 	IRIS Side chair: upholstered seat, inside and partial back; 3/4 wood outside back; open beech wood top back detail W: 18.9" SH: 18.1" D: 21.2" COM: 0.9 yards OH: 36.6"	Beech wood frame 23 stains				A \$721 B \$748 C \$767 D \$786 E \$811 COM \$680	\$896			
#193BF 	IRIS Armchair: upholstered seat, inside and partial back; 3/4 wood outside back; open beech wood top back detail; aluminum curved arm W: 21.2" SH: 18.1" D: 21.2" AH: 26" OH: 36.6" COM: 0.9 yards	Beech wood frame 23 stains				A \$943 B \$970 C \$989 D \$1,009 E \$1,034 COM \$903	\$1,119			
#193BM 	IRIS Armchair: upholstered seat, inside and partial back; 3/4 wood outside back; open beech wood top back detail; aluminum curved arm W: 21.2" SH: 18.1" D: 21.2" AH: 26" OH: 36.6" COM: 0.9 yards	Beech wood frame 23 stains				A \$919 B \$946 C \$965 D \$985 E \$11010 COM \$879	\$1,100			
#930C 	KALI BAR STOOL Barstool with upholstered seat, 3 decorative wood supports available in 24 standard stains and custom stains; Metal chrome footrest, column and base 31.5" H COM: 0.4 yards 17.7" diameter base	Beech wood detail 23 stains				A \$1,141 B \$1,151 C \$1,158 D \$1,164 E \$1,173 COM \$1,127	\$1,206			
#911 CM 036 	KALI TABLE BASE Round metal table base chrome plated. Beech wood conical column. Recommended only for use with 24" or 27.5" round or 24" square table tops. H: 20.8" Base 14" diameter	Beech wood frame 23 stains		\$839						
#911 CM 045 	KALI TABLE BASE Round metal table base chrome plated. Beech wood conical column. Recommended only for use with 31.5" round or square square table tops. H: 20.8" Base 17.7" diameter	Beech wood frame 23 stains		\$1,050						
#911 CM 4040 	KALI TABLE BASE Square metal table base chrome plated. Beech wood conical column. Recommended only for use with 31.5" round or square table tops. H: 20.8" Base 15.7" X 15.7"	Beech wood frame 23 stains		\$1,127						

MODEL	DESCRIPTION	FRAME FINISH	SEAT OPTIONS							
			Ash wood	Beech wood	Oak wood	Upholstered	Leather	Poly	Fashion	Laminate
 #912 CM 036	KALI TABLE BASE Round metal table base chrome plated. Beech wood conical column. Recommended only for use with 24" or 27.5" round or 24" square table tops. H: 27.5" Base 14" diameter	Beech wood frame 23 stains		\$839						
 #912 CM 045	KALI TABLE BASE Round metal table base chrome plated. Beech wood conical column. Recommended only for use with 31.5" or 36" round or square table tops. H: 27.5" Base 17.7" diameter	Beech wood frame 23 stains		\$1,050						
 #912 CM 4040	KALI TABLE BASE Square metal table base chrome plated. Beech wood conical column. Recommended only for use with 31.5" or 36" round or square table tops. H: 27.5" Base 15.7" X 15.7"	Beech wood frame 23 stains		\$1,127						
 #913 CM 036	KALI TABLE BASE Round metal table base chrome plated. Beech wood pyramidal column. Recommended only for use with 24" or 27.5" round or 24" square table tops. H: 20.8" Base 14" diameter	Beech wood frame 23 stains		\$853						
 #913 CM 045	KALI TABLE BASE Round metal table base chrome plated. Beech wood pyramidal column. Recommended only for use with 31.5" round or square table tops. H: 20.8" Base 17.7" diameter	Beech wood frame 23 stains		\$1,064						
 #913 CM 4040	KALI TABLE BASE Square metal table base chrome plated. Beech wood pyramidal column. Recommended only for use with 31.5" round or square table tops. H: 20.8" Base 15.7" X 15.7"	Beech wood frame 23 stains		\$1,146						
 #914 CM 036	KALI TABLE BASE Round metal table base chrome plated. Beech wood pyramidal column. Recommended only for use with 24" or 27.5" round or 24" square table tops. H: 27.5" Base 14" diameter	Beech wood frame 23 stains		\$853						
 #914 CM 045	KALI TABLE BASE Round metal table base chrome plated. Beech wood pyramidal column. Recommended only for use with 31.5" or 36" round or square table tops. H: 27.5" Base 17.7" diameter	Beech wood frame 23 stains		\$1,064						
 #914 CM 4040	KALI TABLE BASE Square metal table base chrome plated. Beech wood pyramidal column. Recommended only for use with 31.5" or 36" round or square table tops. H: 27.5" Base 15.7" X 15.7"	Beech wood frame 23 stains		\$1,146						
 #915 CC 036	KALI TABLE BASE Round metal table base and column chrome plated. Recommended only for use with 24" or 27.5" round or 24" square table tops. H: 20.8" Base 14" diameter	Beech wood frame 23 stains		\$810						
 #915 CC 045	KALI TABLE BASE Round metal table base and column chrome plated. Recommended only for use with 31.5" round or square table tops H: 20.8" Base 17.7" diameter	Chrome plated		\$1,021						
 #915 CC 4040	KALI TABLE BASE Square metal table base and column chrome plated. Recommended only for use with 31.5" round or square table tops. H: 20.8" Base 15.7" X 15.7"	Chrome plated		\$1,103						
 #916 CC 036	KALI TABLE BASE Round metal table base and column chrome plated. Recommended only for use with 24" or 27.5" round or 24" square table tops. H: 27.5" Base 14" diameter	Chrome plated		\$810						












MODEL	DESCRIPTION	FRAME FINISH	SEAT OPTIONS							
			Ash wood	Beech wood	Oak wood	Upholstered	Leather	Poly	Fashion	Laminate
 #916 CC 045	KALI TABLE BASE Round metal table base and column chrome plated. Recommended only for use with 31.5" or 36" round or square table tops. H: 27.5" Base 17.7" diameter	Chrome plated		\$1,021						
 #916 CC 4040	KALI TABLE BASE Square metal table base and column chrome plated. Recommended only for use with 31.5" or 36" round or square table tops. H: 27.5" Base 15.7" X 15.7"	Chrome plated		\$1,103						
 #917 CC 045	KALI TABLE BASE Round metal table base and column chrome plated. Recommended only for use with 31.5" round or square table tops. H: 42.5" Base 17.7" diameter	Chrome plated		\$1,131						
 #917 CC 4040	KALI TABLE BASE Square metal table base and column chrome plated. Recommended only for use with 31.5" round or square table tops. H: 42.5" Base 15.7" X 15.7"	Chrome plated		\$1,212						
 #920 CC 036	KALI TABLE BASE Round metal table base chrome plated. Metal column chrome plated with 3 decorative wood supports. Recommended only for use with 24" or 27.5" round or 24" square table tops. H: 20.8" Base 14" diameter	Beech wood frame 23 stains		\$843						
 #920 CC 045	KALI TABLE BASE Round metal table base chrome plated. Metal column chrome plated with 3 decorative wood supports. Recommended only for use with 31.5" round or square table tops. H: 20.8" Base 17.7" diameter	Beech wood frame 23 stains		\$1,059						
 #920 CC 4040	KALI TABLE BASE Square metal table base chrome plated. Metal column chrome plated with 3 decorative wood supports. Recommended only for use with 31.5" round or square table tops. H: 20.8" Base 15.7" X 15.7"	Beech wood frame 23 stains		\$1,136						
 #922 CC 036	KALI TABLE BASE Round metal table base chrome plated. Metal column chrome plated with 3 decorative wood supports. Recommended only for use with 24" or 27.5" round or 24" square table tops. H: 27.5" Base 14" diameter	Beech wood frame 23 stains		\$843						
 #922 CC 045	KALI TABLE BASE Round metal table base chrome plated. Metal column chrome plated with 3 decorative wood supports. Recommended only for use with 31.5" or 36" round or square table tops. H: 27.5" Base 17.7" diameter	Beech wood frame 23 stains		\$1,059						
 #922 CC 4040	KALI TABLE BASE Square metal table base chrome plated. Metal column chrome plated with 3 decorative wood supports. Recommended only for use with 31.5" or 36" round or square table tops. H: 27.5" Base 15.7" X 15.7"	Beech wood frame 23 stains		\$1,136						
 #924 CC 045	KALI TABLE BASE Round metal table base chrome plated. Metal column chrome plated with 3 decorative wood supports. Recommended only for use with 31.5" round or square table tops. H: 42.5" Base 17.7" diameter	Beech wood frame 23 stains		\$1,169						
 #924 CC 4040	KALI TABLE BASE Square metal table base chrome plated. Metal column chrome plated with 3 decorative wood supports. Recommended only for use with 31.5" round or square table tops. H: 42.5" Base 15.7" X 15.7"	Beech wood frame 23 stains		\$1,246						

MODEL	DESCRIPTION	FRAME FINISH	SEAT OPTIONS							
			Ash wood	Beech wood	Oak wood	Upholstered	Leather	Poly	Fashion	Laminate
 #925 CM 036	KALI TABLE BASE Round metal table base chrome plated. Wood column. Recommended for use with 24" or 27.5" 27.5" round or 24" square table tops. H: 20.8" Base 14" diameter	Beech wood frame 23 stains		\$815						
 #925 CM 045	KALI TABLE BASE Round metal table base chrome plated. Wood column. Recommended for use with 31.5" round or square table tops. H: 20.8" Base 17.7" diameter	Beech wood frame 23 stains		\$1,031						
 #925 CM 4040	KALI TABLE BASE Square metal table base chrome plated. Wood column. Recommended for use with 31.5" round or square table tops. H: 20.8" Base 15.7" X 15.7"	Beech wood frame 23 stains		\$1,107						
 #926 CM 036	KALI TABLE BASE Round metal table base chrome plated. Wood column. Recommended for use with 24" or 27.5" round or 24" square table tops. H: 27.5" Base 14" diameter	Beech wood frame 23 stains		\$815						
 #926 CM 045	KALI TABLE BASE Round metal table base chrome plated. Wood column. Recommended for use with 31.5" or 36" round or square table tops. H: 27.5" Base 17.7" diameter	Beech wood frame 23 stains		\$1,031						
 #926 CM 4040	KALI TABLE BASE Square metal table base chrome plated. Wood column. Recommended for use with 31.5" or 36" round or square table tops. H: 27.5" Base 15.7" X 15.7"	Beech wood frame 23 stains		\$1,107						
 #927 CM 036	KALI TABLE BASE Round metal table base chrome plated. Beech wood parallelepiped column. Recommended only for use with 24" or 27.5" round or 24" square table tops. H: 20.8" Base 14" diameter	Beech wood frame 23 stains		\$843						
 #927 CM 045	KALI TABLE BASE Round metal table base chrome plated. Beech wood parallelepiped column. Recommended only for use with 31.5" round or square table tops. H: 20.8" Base 17.7" diameter	Beech wood frame 23 stains		\$1,059						
 #927 CM 4040	KALI TABLE BASE Square metal table base chrome plated. Beech wood parallelepiped column. Recommended only for use with 31.5" round or square table tops. H: 20.8" Base 15.7" X 15.7"	Beech wood frame 23 stains		\$1,136						
 #928 CM 036	KALI TABLE BASE Round metal table base chrome plated. Beech wood parallelepiped column. Recommended only for use with 24" or 27.5" rd. or 24" sq. table tops. H: 27.5" Base 14" diameter	Beech wood frame 23 stains		\$843						
 #928 CM 045	KALI TABLE BASE Round metal table base chrome plated. Beech wood parallelepiped column. Recommended only for use with 31.5" or 36" rd. or sq. table tops. H: 27.5" Base 17.7" diameter	Beech wood frame 23 stains		\$1,059						
 #928 CM 4040	KALI TABLE BASE Square metal table base chrome plated. Beech wood parallelepiped column. Recommended only for use with 31.5" or 36" rd. or sq. table tops. H: 27.5" Base 15.7" X 15.7"	Beech wood frame 23 stains		\$1,136						












MODEL	DESCRIPTION	FRAME FINISH	SEAT OPTIONS							
			Ash wood	Beech wood	Oak wood	Upholstered	Leather	Poly	Fashion	Laminate
	KALI TABLE TOPS Wood table tops; beech wood veneer on MDF with reversed beveled edge: 1" thick	Beech wood frame 23 stains								
#060	24" diameter			\$336						
#070	27.5" diameter			\$350						
#080	31.5" diameter			\$393						
#090	36" diameter			\$527						
#6060	24" square			\$336						
#7070	27.5" square			\$350						
#8080	31.5" square			\$393						
#9090	36" square			\$527						
 #601C	KALIDA Side chair: sled base; upholstered seat, back W: 20.8" SH: 18.9" D: 22.4" COM: 1.2 yards OH: 31.1"	Chrome plated frame				A \$789 B \$824 C \$849 D \$874 E \$906 COM \$737	\$1,040			
 #602C	KALIDA Armchair: sled base; upholstered seat, back W: 20.8" SH: 18.9" D: 22.4" AH: 26" OH: 31.1" COM: 1.2 yards	Chrome plated frame				A \$938 B \$973 C \$997 D \$1,022 E \$1,054 COM \$886	\$1,188			
 #603C	KALIDA Lounge chair: sled base; upholstered seat, back W: 23.6" SH: 17.3" D: 27.5" COM: 1.7 yards OH: 29.5"	Chrome plated frame				A \$1,067 B \$1,115 C \$1,150 D \$1,184 E \$1,229 COM \$995	\$1,417			
 #604C	KALIDA Lounge chair: sled base; upholstered seat, back, chrome plated arm W: 23.6" SH: 17.3" D: 27.5" AH: 24.4" OH: 29.5" COM: 1.7 yards	Chrome plated frame				A \$1,206 B \$1,255 C \$1,289 D \$1,323 E \$1,368 COM \$1,134	1,552			
 #605C	KALIDA Barstool: sled base; upholstered seat, back W: 20.4" SH: 31.8" D: 23.2" COM: 1 yard OH: 42.5"	Chrome plated frame				A \$1,007 B \$1,030 C \$1,046 D \$1,063 E \$1,084 COM \$972	\$1,207			
 #130	KEY Side chair: plywood molded seat and back W: 19.7" OH: 33.5" D: 19.3" SH: 17.7" Stacks: 6"	Chrome plated frame		\$517						
 #131	KEY Side chair: plywood molded seat and back with PVC silver strip W: 19.7" OH: 33.5" D: 19.3" SH: 17.7" Stacks: 6	Chrome plated frame		\$546						
 #132	KIWI Side chair: plywood molded seat and back W: 19.7" OH: 32.7" D: 19.3" SH: 17.7" Stacks: 6	Chrome plated frame		\$508						
 #133	KIWI Side chair: plywood molded seat and back with PVC silver strip W: 19.7" OH: 32.7" D: 19.3" SH: 17.7" Stacks: 6	Chrome plated frame		\$532						










MODEL	DESCRIPTION	FRAME FINISH	SEAT OPTIONS							
			Ash wood	Beech wood	Oak wood	Upholstered	Leather	Poly	Fashion	Laminate
#820A 	LADY Side chair: upholstered seat and back W: 18.9" SH: 18.5" D: 21.7" COM: 1.3 yards OH: 37.4"	Beech wood frame 23 stains				A \$910 B \$949 C \$976 D \$1,004 E \$1,040 COM \$853	\$1,193			
#820B 	LADY Side chair: upholstered seat and back W: 20.4" SH: 18.5" D: 21.7" COM: 1.2 yards OH: 31.5"	Beech wood frame 23 stains				A \$888 B \$923 C \$947 D \$972 E \$1,004 COM \$836	\$1,138			
#821N 	LADY Armchair: upholstered seat and back; beech wood curved arm W: 24" SH: 18.5" D: 23.2" AH: 26.4" OH: 31.5" COM: 1.3 yards	Beech wood frame 23 stains				A \$1,143 B \$1,181 C \$1,209 D \$1,236 E \$1,272 COM \$1,085	\$1,421			
#821NB 	LADY Lounge armchair: upholstered seat and back; beech wood curved arm W: 24" SH: 15.7" D: 23.2" AH: 23.6" OH: 28.7" COM: 1.3 yards	Beech wood frame 23 stains				A \$1,172 B \$1,210 C \$1,238 D \$1,265 E \$1,301 COM \$1,114	\$1,450			
#300 	LIBERTY Side chair: upholstered seat, wood back W: 19.2" SH: 18.1" D: 19.7" COM: .5 yards OH: 37.8"	Chrome plated frame				A \$826 B \$841 C \$852 D \$863 E \$877 COM \$802	\$937			
#301 	LIBERTY Side chair: upholstered seat, and back W: 19.2" SH: 18.1" D: 19.7" COM: 1.2 yards OH: 37.8"	Chrome plated frame				A \$802 B \$836 C \$861 D \$886 E \$918 COM \$750	\$1,052			
#700 	LIDER Side chair: upholstered seat, wood back W: 19.7" SH: 17.7" D: 20.8" COM: 0.5 yards OH: 32.2"	Beech wood frame 23 stains				A \$729 B \$740 C \$748 D \$757 E \$767 COM \$711	\$903			
#700BF 	LIDER Armchair: upholstered seat, wood back; tubular silver powder coated arm W: 21.6" SH: 17.7" D: 20.8" AH: 25.6" OH: 32.2" COM: 0.5 yards	Beech wood frame 23 stains				A \$911 B \$922 C \$930 D \$939 E \$949 COM \$893	\$994			
#701 	LIDER Side chair: upholstered seat and inside back panel; outside wood back W: 19.7" SH: 17.7" D: 20.8" COM: 0.8 yards OH: 32.2"	Beech wood frame 23 stains				A \$796 B \$817 C \$832 D \$847 E \$867 COM \$764	\$951			
#701BF 	LIDER Armchair: upholstered seat and inside back panel; outside wood back; tubular silver powder coated arm W: 21.6" SH: 17.7" D: 20.8" AH: 25.6" OH: 32.2" COM: 0.8 yards	Beech wood frame 23 stains				A \$978 B \$999 C \$1,014 D \$1,029 E \$1,049 COM \$946	\$1,133			
#702 	LIDER Side chair: upholstered seat, 1/2 uph. back, 1/2 beech wood back W: 19.7" SH: 17.7" D: 20.8" COM: 1.1 yards OH: 32.2"	Beech wood frame 23 stains				A \$828 B \$855 C \$875 D \$894 E \$919 COM \$788	\$1,023			












MODEL	DESCRIPTION	FRAME FINISH	SEAT OPTIONS							
			Ash wood	Beech wood	Oak wood	Upholstered	Leather	Poly	Fashion	Laminate
 #702BF	LIDER Armchair: upholstered seat, 1/2 uph. back, 1/2 beech wood back; tubular silver powder coated arm W: 21.6" SH: 17.7" D: 20.9" AH: 25.6" OH: 32.2" COM: 1.1 yards	Beech wood frame 23 stains				A \$1,010 B \$1,037 C \$1,057 D \$1,076 E \$1,101 COM \$970	\$1,205			
 #703	LIDER Side chair: upholstered seat, wood back with PVC silver strip W: 19.7" SH: 17.7" D: 20.8" AH: 25.6" OH: 32.2" COM: 0.5 yards	Beech wood frame 23 stains				A \$748 B \$759 C \$768 D \$776 E \$787 COM \$730	\$831			
 #703BF	LIDER Side chair: upholstered seat, wood back with PVC silver strip; tubular silver powder coated arm W: 21.6" SH: 17.7" D: 20.8" AH: 25.6" OH: 32.2" COM: 0.5 yards	Beech wood frame 23 stains				A \$930 B \$941 C \$950 D \$958 E \$969 COM \$912	\$1,013			
 #709	LIDER Bar stool: upholstered seat, beech wood back W: 18.1" SH: 31.5" D: 22.4" AH: 25.6" OH: 40.1" COM: 0.4 yards	Beech wood frame 23 stains				A \$870 B \$882 C \$890 D \$898 E \$909 COM \$853	\$954			
 #706	LIDER Bench: upholstered seat, beech wood back W: 42.9" SH: 17.7" D: 22" AH: 25.6" OH: 31.1" COM: 1 yards	Beech wood frame 23 stains				A \$1,645 B \$1,668 C \$1,685 D \$1,701 E \$1,723 COM \$1,610	\$1,812			
 #706BF	LIDER Bench: upholstered seat, beech wood back; tubular silver powder coated arm W: 44.9" SH: 17.7" D: 22" AH: 24.6" OH: 31.1" COM: 1 yards	Beech wood frame 23 stains				A \$1,803 B \$1,826 C \$1,843 D \$1,859 E \$1,881 COM \$1,769	\$1,970			
 #712A	LOLA Side chair: removable upholstered seat, back with silver powder coated connecting detail W: 18.1" SH: 18.1" D: 22" AH: 25.6" OH: 37" COM: 1.1 yards	Beech wood frame 23 stains				A \$719 B \$748 C \$768 D \$789 E \$816 COM \$675	\$925			
 #712B	LOLA Side chair: removable upholstered seat, back with powder coated silver connecting detail W: 19.7" SH: 18.1" D: 21.2" AH: 25.6" OH: 30.3" COM: 1.1 yards	Beech wood frame 23 stains				A \$753 B \$786 C \$809 D \$833 E \$863 COM \$704	\$987			
 #712B+BF	LOLA Armchair: removable upholstered seat, back with powder coated silver connecting detail; aluminum curved arm W: 22" SH: 18.1" D: 21.2" AH: 26" OH: 30.3" COM: 1.1 yards	Beech wood frame 23 stains				A \$964 B \$997 C \$1020 D \$1044 E \$1074 COM \$915	\$1,203			
 #712B+BM	LOLA Armchair: removable upholstered seat, back with powder coated silver connecting detail; wood curved arm W: 22" SH: 18.1" D: 21.2" AH: 26" OH: 30.3" COM: 1.1 yards	Beech wood frame 23 stains				A \$988 B \$1,021 C \$1,044 D \$1,068 E \$1,098 COM \$939	\$1,222			
 #713	LOLA Side chair: removable upholstered seat, back with powder coated silver connecting detail W: 19.7" SH: 18.1" D: 21.6" AH: 25.6" OH: 37" COM: 1.1 yards	Beech wood frame 23 stains				A \$753 B \$786 C \$809 D \$833 E \$863 COM \$704	\$987			











MODEL	DESCRIPTION	FRAME FINISH	SEAT OPTIONS							
			Ash wood	Beech wood	Oak wood	Upholstered	Leather	Poly	Fashion	Laminate
#871 	MANHATTAN side chair: upholstered seat and back W: 19.7" OH: 31.5" D: 21.6" COM: 1 yard OH: 31.5"	Beech wood frame 23 stains				A \$883 B \$912 C \$932 D \$953 E \$980 COM \$840	\$1,082			
#871BF 	MANHATTAN Armchair: matte nickel plated arm, silver powder coated; upholstered seat, back W: 22" SH: 18.5" D: 21.6" AH: 26.3" OH: 31.5" COM: 1 yard	Beech wood frame 23 stains				A \$1,097 B \$1,126 C \$1,146 D \$1,167 E \$1,194 COM \$1,054	\$1,296			
#871BM 	MANHATTAN Armchair: wood arm; upholstered seat, back W: 22" SH: 18.5" D: 21.6" AH: 26.3" OH: 31.5" COM: 1 yard	Beech wood frame 23 stains				A \$1,116 B \$1,144 C \$1,165 D \$1,186 E \$1,212 COM \$1,072	\$1,319			
#872 	MANHATTAN Side chair: upholstered seat, 1/2 uph. back, 1/2 wood back W: 19.7" OH: 31.5" D: 21.6" SH: 18.5" COM: 0.8 yards	Beech wood frame 23 stains				A \$884 B \$907 C \$923 D \$940 E \$961 COM \$849	\$1,045			
#872BF 	MANHATTAN Armchair: matte nickel plated arm; uph. seat, 1/2 uph. back, 1/2 wood back W: 22" SH: 18.5" D: 21.6" AH: 26.3" OH: 31.5" COM: 0.8 yards	Beech wood frame 23 stains				A \$1,098 B \$1,121 C \$1,137 D \$1,154 E \$1,175 COM \$1,063	\$1,259			
#872BM 	MANHATTAN Armchair: wood arm; upholstered seat, 1/2 uph. back, 1/2 wood back W: 22" SH: 18.5" D: 21.6" AH: 26.3" OH: 31.5" COM: 0.8 yards	Beech wood frame 23 stains				A \$1,116 B \$1,139 C \$1,156 D \$1,172 E \$1,194 COM \$1,082	\$1,459			
#873 	MANHATTAN Side chair: upholstered seat, open wood back W: 19.7" SH: 18.5" D: 21.6" COM: 0.4 yards OH: 31.5"	Beech wood frame 23 stains				A \$796 B \$808 C \$816 D \$824 E \$835 COM \$779	\$877			
#873BF 	MANHATTAN Armchair: matte nickel plated arm; upholstered seat; open wood back W: 22" SH: 18.5" D: 21.6" AH: 26.3" OH: 31.5" COM: 0.4 yards	Beech wood frame 23 stains				A \$1,010 B \$1,022 C \$1,030 D \$1,038 E \$1,049 COM \$993	\$1,091			
#873BM 	MANHATTAN Armchair: wood arm; upholstered seat; open wood back W: 22" SH: 18.5" D: 21.6" AH: 26.3" OH: 31.5" COM: 0.4 yards	Beech wood frame 23 stains				A \$1,029 B \$1,041 C \$1,049 D \$1,057 E \$1,068 COM \$1,012	\$1,109			
#874 	MANHATTAN Side chair: upholstered seat; vertical wood slat back W: 19.7" SH: 18.5" D: 21.6" COM: 0.4 yards OH: 31.5"	Beech wood frame 23 stains				A \$843 B \$855 C \$863 D \$871 E \$882 COM \$826	\$924			
#874BF 	MANHATTAN Armchair: matte nickel plated arm; uph. seat, vertical wood slat back W: 22" SH: 18.5" D: 21.6" AH: 26.3" OH: 31.5" COM: 0.4 yards	Beech wood frame 23 stains				A \$1,099 B \$1,110 C \$1,119 D \$1,127 E \$1,138 COM \$1,082	\$1,180			












MODEL	DESCRIPTION	FRAME FINISH	SEAT OPTIONS							
			Ash wood	Beech wood	Oak wood	Upholstered	Leather	Poly	Fashion	Laminate
#874BM 	MANHATTAN Armchair: wood arm; upholstered seat, vertical wood back W: 22" SH: 18.5" D: 21.6" AH: 26.3" OH: 31.5" COM: 0.4 yards	Beech wood frame 23 stains				A \$1,080 B \$1,092 C \$1,100 D \$1,108 E \$1,119 COM \$1,063	1,161			
#875 	MANHATTAN Side chair: upholstered seat; horizontal wood slat back W: 19.7" SH: 18.5" D: 21.6" OH: 31.5" COM: 0.4 yards	Beech wood frame 23 stains				A \$820 B \$831 C \$840 D \$848 E \$858 COM \$802	\$900			
#875BF 	MANHATTAN Armchair: matte nickel plated arm; upholstered seat; horizontal wood slat back W: 22" SH: 18.5" D: 21.6" AH: 26.3" OH: 31.5" COM: 0.4 yards	Beech wood frame 23 stains				A \$1,029 B \$1,041 C \$1,049 D \$1,057 E \$1,068 COM \$1,012	\$1,109			
#875BM 	MANHATTAN Armchair: wood arm; upholstered seat; horizontal wood slat back W: 22" SH: 18.5" D: 21.6" AH: 26.3" OH: 31.5" COM: 0.4 yards	Beech wood frame 23 stains				A \$1,052 B \$1,064 C \$1,072 D \$1,080 E \$1,091 COM \$1,035	\$1,133			
#645 	NAO Side chair: upholstered seat and back W: 18.5" SH: 18.5" D: 22" COM: 1.2 yards OH: 30.7"	Beech wood frame 23 stains				A \$931 B \$963 C \$987 D \$1,010 E \$1,040 COM \$755	\$1,183			
#645N 	NAO Armchair: upholstered seat and back; beech wood arms W: 18.5" SH: 18.5" D: 22" AH: 26" OH: 30.7" COM: 1.2 yards	Beech wood frame 23 stains				A \$1,116 B \$1,199 C \$1,223 D \$1,246 E \$1,276 COM \$950	\$1,418			
#3040 	MATRIX Extendable aluminum table with glass or oak wood veneer top; extension in melamine color anthracite. Double extension self storing in the table. Assembly required. W: 55" OH: 29.1" D: 35.5" extension: 17.7" ea.									\$4,267
#3060 	MATRIX Extendable aluminum table with glass or oak wood veneer top; extension in melamine color anthracite. Double extension self storing in the table. Assembly required. W: 63" OH: 29.1" D: 35.5" extension: 17.7" ea.									\$4,497
#3080 	MATRIX Extendable aluminum table with glass or oak wood veneer top; extension in melamine color anthracite. Double extension self storing in the table. Assembly required. W: 70.8" OH: 29.1" D: 35.5" extension: 17.7" ea.									\$4,798
#630 	NEW YORK Side chair: upholstered seat and inside back, outside wood back W: 19.7" SH: 18.1" D: 22" COM: 1.1 yards OH: 30.7"	Beech wood frame 23 stains				A \$971 B \$1,001 C \$1,023 D \$1,045 E \$1,074 COM \$924	\$1,205			
#631N 	NEW YORK Armchair: upholstered seat and inside back; outside wood back, wood arms W: 22" SH: 18.1" D: 22" AH: 26" OH: 30.7" COM: 1.1 yards	Beech wood frame 23 stains				A \$1,136 B \$1,166 C \$1,188 D \$1,210 E \$1,239 COM \$1,089	\$1,288			












MODEL	DESCRIPTION	FRAME FINISH	SEAT OPTIONS							
			Ash wood	Beech wood	Oak wood	Upholstered	Leather	Poly	Fashion	Laminate
 #633BM	NEW YORK Armchair: upholstered seat and inside back; outside wood back, wood arms W: 23.6" SH: 16.1" D: 26" AH: 22.8" OH: 28" COM: 1.8 yards	Beech wood frame 23 stains				A \$1,382 B \$1,432 C \$1,468 D \$1,503 E \$1,550 COM \$1,307	\$1,748			
 #639	NEW YORK Barstool upholstered seat and inside back; outside wood back W: 17.3" SH: 30.3" D: 20.4" COM: 1.1 yards OH: 41.7"	Beech wood frame 23 stains				A \$1,233 B \$1,264 C \$1,286 D \$1,308 E \$1,336 COM \$1,187	\$1,468			
 #900	NOVECENTO Lounge chair: polypropylene seat, back and arms W: 27.2" SH: 15.7"; D: 27.5" AH: 23.2" OH: 29.5"	Polypropylene Color: White, red, anthracite						\$880		
 #901	NOVECENTO Side table: polypropylene W: 17.7" SH: 15.7" D: 19.7" OH: 15.7"	Polypropylene Color: White, red, anthracite						\$406		
 #167	OLIVIA Side chair: upholstered seat, back W: 19.3" SH: 18.5" D: 23.2" COM: 1.3 yards OH: 37.4"	Beech wood frame 23 stains				A \$697 B \$736 C \$763 D \$791 E \$826 COM \$639	\$975			
 #167BF	OLIVIA Armchair: upholstered seat, back; curved aluminum arm. W: 21.7" SH: 18.5" D: 23.2" AH: 26.3" OH: 37.4" COM: 1.3 yards	Beech wood frame 23 stains				A \$917 B \$956 C \$983 D \$1,011 E \$1,047 COM \$860	\$1,196			
 #167BM	OLIVIA Armchair: upholstered seat, back; curved wood arm W: 21.7" SH: 18.5" D: 23.2" AH: 26.3" OH: 37.4" COM: 1.3 yards	Beech wood frame 23 stains				A \$927 B \$966 C \$993 D \$1,021 E \$1,056 COM \$869	1,205			
 #168	OLIVIA Side chair: upholstered seat, back; wood top back detail W: 19.3" SH: 18.5" D: 23.2" COM: 1.3 yards OH: 40.2"	Beech wood frame 23 stains				A \$721 B \$760 C \$787 D \$815 E \$850 COM \$663	\$999			
 #168BF	OLIVIA Armchair: upholstered seat, back; wood top back detail; curved aluminum arm W: 21.7" SH: 18.5" D: 23.2" AH: 26.3" OH: 40.2" COM: 1.3 yards	Beech wood frame 23 stains				A \$941 B \$980 C \$1,007 D \$1,035 E \$1,071 COM \$884	\$1,220			
 #168BM	OLIVIA Armchair: upholstered seat, back; wood top back detail; curved wood arm W: 21.7" SH: 18.5" D: 23.2" AH: 26.3" OH: 40.2" COM: 1.3 yards	Beech wood frame 23 stains				A \$951 B \$990 C \$1,071 D \$1,045 E \$1,080 COM \$893	\$1,229			
 #891C	PRIMMA Side chair: upholstered seat, wood back W: 19.7" SH: 18.1" D: 20.8" Stacks: 6 OH: 30.3" COM: 0.5 yards Stacks: 6	Back legs: chrome plated Front legs: beech wood				A \$784 B \$796 C \$804 D \$812 E \$823 COM \$767	\$868			

MODEL	DESCRIPTION	FRAME FINISH	SEAT OPTIONS							
			Ash wood	Beech wood	Oak wood	Upholstered	Leather	Poly	Fashion	Laminate
 #895CC	PRIMMA Armchair: upholstered seat, wood back; curved chrome plated metal arm W: 21.7" SH: 18.1" D: 20.8" AH: 26" OH: 30.3" COM: 0.5 yards Stacks: 6	Back legs: chrome plated Front legs: beech wood				A \$901 B \$913 C \$921 D \$929 E \$940 COM \$884	\$985			
 #899CM	PRIMMA Armchair: upholstered seat, wood back; wood curved arm W: 21.7" SH: 18.1" D: 20.8" AH: 26" OH: 30.3" COM: 0.5 yards Stacks: 6	Back legs: chrome plated Front legs: beech wood				A \$945 B \$956 C \$964 D \$973 E \$983 COM \$927	\$1,028			
 #840C	QUEEN'S Armchair: wood seat, back W: 20.5" SH: 18.1" D: 20.8" AH: 26" OH: 31.5" Stacks: 4	Chrome metal legs and arms		\$711						
 #841C	QUEEN'S Armchair: wood seat, back W: 20.5" SH: 18.1" D: 20.8" AH: 26" OH: 31.5" Stacks: 4	Chrome metal legs beech wood arms		\$855						
 #735	REGATA Side chair: polypropylene/fiberglass seat and back W: 21.3" OH: 31.5" D: 20.8" SH: 17.7" Stacks: 11	Polypropylene fiberglass legs Colors: Red, vanilla, white						\$324		
 #735BF	REGATA Armchair: polypropylene/fiberglass seat and back; chrome plated tubular arm W: 22" SH: 17.7" D: 20.8" AH: 26" OH: 31.5" Stacks: 4	Polypropylene fiberglass legs Colors: Red, vanilla, white						\$460		
 #736	REGATA Side chair: polypropylene/fiberglass back; upholstered seat W: 21.3" OH: 31.5" D: 20.8" SH: 17.7" Stacks: 4 COM: 0.5 yards	Polypropylene fiberglass legs Colors: Red, vanilla, white				A \$441 B \$452 C \$460 D \$469 E \$479 COM \$441	\$521			
 #736BF	REGATA Armchair: polypropylene/fiberglass back upholstered seat: chrome plated tubular arm W: 22" SH: 17.7" D: 20.8" AH: 26" OH: 31.5" COM: 0.5 yards Stacks: 4	Polypropylene fiberglass legs Colors: Red, vanilla, white				A \$571 B \$583 C \$591 D \$599 E \$610 COM \$554	\$652			
 #320A	REINA Side chair: upholstered seat and wood back W: 18.5" SH: 17.7" D: 22.4" COM: 0.5 yards OH: 42.9"	Beech wood frame 23 stains				A \$781 B \$793 C \$801 D \$809 E \$820 COM \$764	\$869			
 #320B	REINA Side chair: upholstered seat and wood back W: 18.5" SH: 17.7" D: 21.7" COM: 0.5 yards OH: 38.5"	Beech wood frame 23 stains				A \$751 B \$762 C \$771 D \$779 E \$790 COM \$734	\$839			
 #321A	REINA Side chair: upholstered seat and partial upholstered back W: 18.5" SH: 17.7" D: 22.4" COM: 0.8 yards OH: 42.9"	Beech wood frame 23 stains				A \$828 B \$847 C \$861 D \$874 E \$892 COM \$799	\$974			


MODEL	DESCRIPTION	FRAME FINISH	SEAT OPTIONS							
			Ash wood	Beech wood	Oak wood	Upholstered	Leather	Poly	Fashion	Laminate
#321B 	REINA Side chair: upholstered seat and partial upholstered back W: 18.5" SH: 17.7" D: 21.7" COM: 0.8 yards OH: 38.5"	Beech wood frame 23 stains				A \$803 B \$822 C \$836 D \$849 E \$867 COM \$774	949			
#323A 	REINA Side chair: upholstered seat and beech wood back: PVC silver strip W: 18.5" SH: 17.7" D: 22.4" COM: 0.5 yards OH: 42.9"	Beech wood frame 23 stains				A \$811 B \$823 C \$831 D \$839 E \$850 COM \$794	\$899			
#323B 	REINA Side chair: upholstered seat and beech wood back: PVC silver strip W: 18.5" SH: 17.7" D: 21.7" COM: 0.5 yards OH: 38.5"	Beech wood frame 23 stains				A \$781 B \$793 C \$801 D \$809 E \$820 COM \$764	\$869			
#860 	SAVOY Lounge armchair: fully upholstered seat, back and arms; steel tubular chrome plated back handle; beech wood square legs W: 27.5" SH: 17" D: 30.3" AH: 24.8" OH: 28" COM: 4 yard	Beech wood legs 23 stains				A \$1,759 B \$1,884 C \$1,973 D \$2,062 E \$2,179 COM \$1,571	\$3,653			
#860S 	SAVOY Sofa: fully upholstered seat, back and arm; beech wood square legs W: 55.1" SH: 17" D: 30.3" AH: 24.8" OH: 28" COM: 5.5 yard	Beech wood legs 23 stains				A \$2,648 B \$2,812 C \$2,929 D \$3,046 E \$ 3,197 COM \$2,403	\$3,833			
#861 	SAVOY Lounge armchair: fully upholstered seat, back and arm; steel tubular back handle; steel square legs W: 27.5" SH: 17" D: 30.3" AH: 24.8" OH: 28" COM: 4 yard	Chrome plated				A \$1,811 B \$1,936 C \$2,026 D \$2,115 E \$ 2,231 COM \$1,624	\$3,706			
#861S 	SAVOY Sofa: fully upholstered seat, back and arm; steel square legs W: 55.1" SH: 17" D: 30.3" AH: 24.8" OH: 28" COM: 5.5 yards	Chrome plated				A \$2,701 B \$2,865 C \$2,981 D \$3,098 E \$3,250 COM \$2,456	\$3,886			
#862 	SAVOY Lounge armchair: fully upholstered seat, back and arm; steel tubular chrome plated back handle; beech wood round legs W: 27.5" SH: 17" D: 30.3" AH: 24.8" OH: 28" COM: 4 yards	Beech wood legs 23 stains				A \$1,759 B \$1,884 C \$1,973 D \$2,062 E \$2,179 COM \$1,571	\$3,653			
#862S 	SAVOY Sofa: fully upholstered seat, back and arm; beech wood round legs W: 55.1" SH: 17" D: 30.3" AH: 24.8" OH: 28" COM: 5.5 yards	Beech wood legs 23 stains				A \$2,648 B \$2,812 C \$ 2,929 D \$3,046 E \$3,197 COM \$2,403	\$3,833			
#863 	SAVOY Lounge armchair: fully upholstered seat, back and arm; steel tubular back handle; steel round legs W: 27.5" SH: 17" D: 30.3" AH: 24.8" OH: 28" COM: 4 yards	Chrome plated frame				A \$1,811 B \$1,936 C \$2,026 D \$2,115 E \$2,231 COM \$1,624	\$2,713			
#863S 	SAVOY Sofa: fully upholstered seat, back and arm; steel round legs W: 55.1" SH: 17" D: 30.3" AH: 24.8" OH: 28" COM: 5.5 yards	Chrome plated frame				A \$2,701 B \$2,865 C \$2,981 D \$3,098 E \$3,250 COM \$2,456	\$3,886			

MODEL	DESCRIPTION	FRAME FINISH	SEAT OPTIONS								
			Ash wood	Beech wood	Oak wood	Upholstered	Leather	Poly	Fashion	Laminate	
# BM	SAVOY One set of beech wood accent detail for top armrest - can be added to any of the following models: 860 / 860S / 861 / 861S / 862 / 862S / 863 / 863S / 864	Chrome plated		\$96							
 #815BF	SAXO Lounge armchair: metal arm, upholstered seat, back W: 25.6" SH: 17.1" D: 26.4" AH: 28.7" OH: 28.7" COM: 3 yards	Matte chrome frame				A \$1,816 B \$1,893 C \$1,948 D \$2,003 E \$2,075 COM \$1,701	\$2,372				
 #815BM	SAXO Lounge armchair: wood arm, upholstered seat, back W: 25.6" SH: 17.1" D: 26.4" AH: 28.7" OH: 28.7" COM: 3 yards	Beech wood frame 23 stains				A \$1,543 B \$1,620 C \$1,675 D \$1,730 E \$1,801 COM \$1,427	\$2,099				
 #816BF	SAXO Lounge armchair: metal arm, upholstered seat, back W: 25.6" SH: 17.1" D: 26.4" AH: 28.7" COM: 3 yards	Matte chrome frame				A \$1,830 B \$1,907 C \$1,962 D \$2,017 E \$2,089 COM \$1,715	\$2,387				
 #816BM	SAXO Lounge armchair: wood arm, upholstered seat, back W: 25.6" SH: 17.1" D: 26.4" AH: 28.7" OH: 28.7" COM: 3 yards	Beech wood frame 23 stains				A \$1,557 B \$1,634 C \$1,689 D \$1,744 E \$1,815 COM \$1,441	\$2,113				
 #780A	SEDAN Side chair: upholstered seat, back; beech wood top back detail W: 18.9" SH: 18.5" D: 21.2" COM: 1.2 yards OH: 32.2" Stacks: 4	Beech wood frame 23 stains				A \$948 B \$983 C \$1,008 D \$1,032 E \$1,064 COM \$896	\$1,198				
 #780	SEDAN Side chair: upholstered seat, back; beech wood top back detail W: 18.9" SH: 18.5" D: 21.2" COM: 1 yard OH: 32.2"	Beech wood frame 23 stains				A \$846 B \$877 C \$899 D \$921 E \$950 COM \$800	\$1,069				
 #781 ST	SEDAN Armchair: upholstered seat, back; beech wood top back detail; angled wood arm W: 22.4" SH: 18.5" D: 21.2" AH: 25.6" OH: 32.2" COM: 1.1 yard	Beech wood frame 23 stains				A \$1,120 B \$1,152 C \$1,176 D \$1,199 E \$1,230 COM \$1,071	\$1,354				
 #782 BT	SEDAN Armchair: upholstered seat, back; beech wood top back detail; upholstered arm W: 22.4" SH: 18.5" D: 21.2" AH: 25.6" OH: 32.2" COM: 1.5 yards	Beech wood frame 23 stains				A \$1,192 B \$1,234 C \$1,264 D \$1,295 E \$1,334 COM \$1,128	\$1,498				
 #785	SEDAN Side chair: upholstered seat, back; beech wood top back detail W: 22" SH: 17.3" D: 23.6" COM: 1.5 yards OH: 29.1"	Beech wood frame 23 stains				A \$1,039 B \$1,081 C \$1,111 D \$1,142 E \$1,181 COM \$975	\$1,345				
 #786 ST	SEDAN Armchair: upholstered seat, back; beech wood top back detail; angled wood arm W: 23.6" SH: 17.3" D: 23.6" AH: 22.8" OH: 29.1" COM: 1.5 yards SEDAN	Beech wood frame 23 stains				A \$1,212 B \$1,254 C \$1,284 D \$1,314 E \$1,354 COM \$1,148	\$1,518				

MODEL	DESCRIPTION	FRAME FINISH	SEAT OPTIONS							
			Ash wood	Beech wood	Oak wood	Upholstered	Leather	Poly	Fashion	Laminate
 #787 BT	SEDAN Armchair: upholstered seat, back; beech wood top back detail; upholstered arm W: 23.6" SH: 17.3" D: 23.6" AH: 22.8" OH: 29.1" COM: 2 yards	Beech wood frame 23 stains				A \$1,282 B \$1,336 C \$1,374 D \$1,413 E \$1,463 COM \$1,201	\$1,671			
 #789	SEDAN Bar stool: upholstered seat, back; beech wood top back detail W: 17.7" SH: 31.5" D: 18.9" COM: 0.8 yards OH: 41.7"	Beech wood frame 23 stains SH: 31.5" COM: .8 yards				A \$1,012 B \$1,035 C \$1,051 D \$1,068 E \$1,089 COM \$977	\$1,179			
 #271	STAR Side chair: upholstered seat, back; beech wood top back detail W: 18.9" SH: 18.1" D: 20.8" COM: 0.8 yards OH: 35.8"	Beech wood frame 23 stains				A \$667 B \$690 C \$706 D \$723 E \$744 COM \$632	\$834			
 #271N	STAR Armchair: upholstered seat, back; beech wood top back detail; angled wood arm W: 20.8" SH: 18.1" D: 20.8" AH: 25.9" OH: 35.8" COM: 0.8 yards	Beech wood legs 23 stains				A \$899 B \$922 C \$939 D \$955 E \$977 COM \$864	\$1,066			
 #272A	STAR Side chair: upholstered seat, back; open beech wood top back detail W: 18.9" SH: 18.1" D: 20.8" COM: 1 yard OH: 35.8" Stacks: 4	Beech wood legs 23 stains				A \$759 B \$786 C \$805 D \$824 E \$849 COM \$719	\$954			
 #272	STAR Side chair: upholstered seat, back; open beech wood top back detail W: 18.9" SH: 18.1" D: 20.8" COM: 0.8 yards OH: 35.8"	Beech wood legs 23 stains				A \$672 B \$695 C \$711 D \$728 E \$749 COM \$637	\$838			
 #272N	STAR Armchair: uph. seat, back; open beech wood top back detail; angled wood arm W: 20.8" SH: 18.1" D: 20.8" AH: 25.9" OH: 35.8" COM: 0.8 yards	Beech wood legs 23 stains				A \$904 B \$927 C \$944 D \$960 E \$981 COM \$869	\$1,071			
 #273	STAR Side chair: upholstered seat, beech wood slatted back W: 18.9" SH: 18.1" D: 20.8" COM: 0.5 yards OH: 35.8"	Beech wood legs 23 stains				A \$640 B \$651 C \$660 D \$668 E \$679 COM \$623	\$723			
 #273N	STAR Armchair: upholstered seat, beech wood slatted back; angled wood arm W: 20.8" SH: 18.1" D: 20.8" AH: 25.9" OH: 35.8" COM: 0.5 yards	Beech wood frame 23 stains				A \$867 B \$879 C \$887 D \$895 E \$906 COM \$850	\$951			
 #274	STAR Side chair: upholstered seat, beech wood slatted back W: 18.9" SH: 18.1" D: 20.8" COM: 0.5 yards OH: 35.8"	Beech wood frame 23 stains				A \$664 B \$675 C \$684 D \$692 E \$703 COM \$647	\$747			
 #274N	STAR Armchair: upholstered seat, beech wood slatted back; angled beech wood arm W: 20.8" SH: 18.1" D: 20.8" AH: 25.9" OH: 35.8" COM: 0.5 yards	Beech wood frame 23 stains				A \$896 B \$908 C \$916 D \$924 E \$935 COM \$879	\$980			









MODEL	DESCRIPTION	FRAME FINISH	SEAT OPTIONS							
			Ash wood	Beech wood	Oak wood	Upholstered	Leather	Poly	Fashion	Laminate
 #275	STAR Side chair: upholstered seat, wood back W: 18.9" SH: 18.1" D: 20.8" COM: 0.5 yards OH: 35.8"	Beech wood frame 23 stains				A \$669 B \$680 C \$688 D \$697 E \$707 COM \$651	\$752			
 #275N	STAR Armchair: upholstered seat, wood back; angled wood arm W: 20.8" SH: 18.1" D: 20.8" AH: 25.9" OH: 35.8" COM: 0.5 yards	Beech wood frame 23 stains				A \$901 B \$913 C \$921 D \$929 E \$940 COM \$884	\$984			
 #276	STAR Side chair: upholstered seat, crisscross wood back W: 18.9" SH: 18.1" D: 20.8" COM: 0.5 yards OH: 35.8"	Beech wood frame 23 stains				A \$673 B \$685 C \$693 D \$702 E \$712 COM \$656	\$757			
 #276N	STAR Armchair: upholstered seat, crisscross wood back; angled wood arm W: 20.8" SH: 18.1" D: 20.8" AH: 25.9" OH: 35.8" COM: 0.5 yards	Beech wood frame 24 stains				A \$901 B \$913 C \$921 D \$929 E \$940 COM \$884	\$984			
 #620CM	SYRA Side chair: beech wood seat and back W: 20" SH: 18.1" D: 21.2" Stacks: 4 OH: 31.1"	Chrome plated frame		\$767						
 #621CM	SYRA Armchair: beech wood seat and back W: 21.2" SH: 18.1" D: 21.2" AH: 26.3 OH: 31.1" Stacks: 4	Chrome plated frame and arms		\$843						
 #620C	SYRA Side chair: uph. seat, beech wood back W: 20" SH: 18.1" D: 21.2" COM: 0.4 yards OH: 31.1" Stacks: 4	Chrome plated frame				A \$664 B \$676 C \$684 D \$692 E \$703 COM \$647	\$747			
 #621C	SYRA Armchair: uph. seat, beech wood back W: 21.2" SH: 18.1" D: 21.2" AH: 26.3 OH: 31.1" COM: 0.4 yards Stacks: 4	Chrome plated frame and arms				A \$741 B \$752 C \$761 D \$769 E \$780 COM \$723	\$824			
 #620PM	SYRA Side chair: beech wood seat and back W: 20" SH: 18.1" D: 21.2" Stacks: 4 OH: 31.1"	Silver powder coated metal legs		\$723						
 #621PM	SYRA Armchair: beech wood seat and back W: 21.2" SH: 18.1" D: 21.2" AH: 26.3 OH: 31.1" Stacks: 4	Silver powder coated metal legs and arms		\$786						
 #620P	SYRA Side chair: uph. seat, beech wood back W: 20" SH: 18.1" D: 21.2" COM: 0.4 yards OH: 31.1" Stacks: 4	Silver powder coated metal legs				A \$621 B \$632 C \$641 D \$649 E \$660 COM \$603	\$704			




MODEL	DESCRIPTION	FRAME FINISH	SEAT OPTIONS							
			Ash wood	Beech wood	Oak wood	Upholstered	Leather	Poly	Fashion	Laminate
#621P 	SYRA Armchair: uph. seat, beech wood back W: 21.2" SH: 18.1" D: 21.2" AH: 26.3 OH: 31.1" COM: 0.4 yards	Silver powder coated metal legs and arms				A \$683 B \$695 C \$703 D \$711 E \$722 COM \$666	\$767			
#623 	TAO Armchair: upholstered seat, beech wood back W: 22" SH: 18.9" D: 20.8" AH: 27.1" OH: 30.3" COM: 0.5 yards	Beech wood frame 23 stains				A \$869 B \$880 C \$889 D \$897 E \$908 COM \$851	\$957			
#623M 	TAO Armchair: beech wood seat and back W: 22" SH: 18.9" D: 20.8" AH: 27.1" OH: 30.3"	Beech wood frame 23 stains		\$882						
#150 	T.C. Side chair: upholstered seat, beech wood back W: 18.5" SH: 18.5" D: 21.2" COM: 0.5 yards OH: 35.4"	Beech wood frame 23 stains				A \$733 B \$745 C \$753 D \$761 E \$772 COM \$716	\$817			
#151 	T.C. Side chair: upholstered seat and inside back panel; outside wood back W: 18.5" SH: 18.5" D: 21.2" COM: 0.8 yards OH: 35.4"	Beech wood frame 23 stains				A \$801 B \$822 C \$837 D \$852 E \$872 COM \$769	\$956			
#153 	T.C. Side chair: upholstered seat, beech wood back with PVC silver strip W: 18.5" SH: 18.5" D: 21.2" COM: 0.5 yards OH: 35.4"	Beech wood frame 23 stains				A \$753 B \$764 C \$772 D \$781 E \$791 COM \$735	\$927			
#865 	TIFFANY Lounge armchair: fully upholstered seat, back and arm; steel tubular back handle and legs W: 27.5" SH: 17" D: 30.3" AH: 24.8" OH: 28" COM: 4.2 yards	Chrome plated				A \$1,998 B \$2,124 C \$2,213 D \$2,302 E \$2,419 COM \$1,811	\$2,905			
#865S 	TIFFANY Sofa: fully upholstered seat, back and arm; steel tubular legs W: 55.1" SH: 17" D: 30.3" AH: 24.8" OH: 28" COM: 5.5 yards	Chrome plated				A \$2,907 B \$3,071 C \$3,188 D \$3,305 E \$3,457 COM \$2,662	\$4,082			
#866 	TIFFANY Lounge armchair: fully upholstered seat, back and arm; steel tubular chrome plated back handle W: 27.5" SH: 17" D: 30.3" AH: 24.8" OH: 28" COM: 4.2 yards	Beech wood legs 23 stains				A \$1,778 B \$1,903 C \$1,992 D \$2,082 E \$2,198 COM \$1,590	\$2,684			
#866S 	TIFFANY Sofa: fully upholstered seat, back and arm; beech wood square legs W: 55.1" SH: 17" D: 30.3" AH: 24.8" OH: 28" COM: 5.5 yards	Beech wood legs 23 stains				A \$2,682 B \$2,845 C \$2,962 D \$3,079 E \$3,231 COM \$2,436	\$3,866			
#867 	TIFFANY Lounge armchair: fully upholstered seat, back and arm; steel tubular back handle; steel square legs W: 27.5" SH: 17" D: 30.3" AH: 24.8" OH: 28" COM: 4.2 yards	Chrome plated				A \$1,998 B \$2,124 C \$2,213 D \$2,302 E \$2,419 COM \$1,811	\$2,905			

MODEL	DESCRIPTION	FRAME FINISH	SEAT OPTIONS									
			Ash wood	Beech wood	Oak wood	Upholstered	Leather	Poly	Fashion	Laminate		
# BM	TIFFANY One set of beech wood accent detail for top armrest - can be added to any of the following models: 865 / 865S / 866 / 866S / 867	Beech wood frame 23 stains		\$96								
#835 	URBAN Lounge armchair: fully upholstered seat, back and arm; steel tubular legs W: 28.4" SH: 16.9" D: 28" AH: 28.4" OH: 28.4" COM: 3.2 yards	Chrome plated				A \$1,625 B \$1,718 C \$1,784 D \$1,850 E \$1,935 COM \$1,487	\$2,329					
#835 1BL 	URBAN Lounge armchair: fully upholstered seat, back and arm; steel tubular legs W: 28.4" SH: 16.9" D: 28" AH: 28.4" OH: 28.4" COM: 3.2 yards	Chrome plated				A \$1,570 B \$1,662 C \$1,728 D \$1,794 E \$1,880 COM \$1,431	\$2,274					
#835 1BR 	URBAN Lounge armchair: fully upholstered seat, back and arm; steel tubular legs W: 28.4" SH: 16.9" D: 28" AH: 28.4" OH: 28.4" COM: 3.2 yards	Chrome plated				A \$1,570 B \$1,662 C \$1,728 D \$1,794 E \$1,880 COM \$1,431	\$2,274					
#835S 	URBAN Sofa: fully upholstered seat, back and arms, steel tubular legs W: 53.6" SH: 16.9" D: 28" AH: 28.4" OH: 28.4" COM: 4.7 yards	Chrome plated				A \$2,453 B \$2,588 C \$2,684 D \$2,780 E \$2,906 COM \$2,251	\$3,485					
#836 	URBAN Lounge armchair: fully upholstered seat, back and arm; beech wood legs W: 28.4" SH: 16.9" D: 28" AH: 28.4" OH: 28.4" COM: 3.2 yards	Beech wood frame 23 stains				A \$1,650 B \$1,743 C \$1,809 D \$1,875 E \$1,960 COM \$1,521	\$2,355					
#836 1BL 	URBAN Lounge armchair: fully upholstered seat, back and arm; beech wood legs W: 28.4" SH: 16.9" D: 28" AH: 28.4" OH: 28.4" COM: 3.2 yards	Beech wood frame 23 stains				A \$1,355 B \$1,424 C \$1,474 D \$1,523 E \$1,587 COM \$1,451	\$2,294					
#836 1BR 	URBAN Lounge armchair: fully upholstered seat, back and arm; beech wood legs W: 28.4" SH: 16.9" D: 28" AH: 28.4" OH: 28.4" COM: 3.2 yards	Beech wood frame 23 stains				A \$1,355 B \$1,424 C \$1,474 D \$1,523 E \$1,587	\$2,294					
#836S 	URBAN Sofa: fully upholstered seat, back and arm, beech wood legs W: 53.6" SH: 16.9" D: 28" AH: 28.4" OH: 28.4" COM: 4.7 yards	Beech wood frame 23 stains				A \$2,488 B \$2,623 C \$2,719 D \$2,816 E \$2,941 COM \$2,286	\$3,515					
#837 	URBAN Lounge armchair: fully upholstered seat, back and arm; steel flat legs W: 28.4" SH: 16.9" D: 28" AH: 28.4" OH: 28.4" COM: 3.2 yards	Chrome plated				A \$1,921 B \$2,014 C \$2,080 D \$2,146 E \$2,231 COM \$1,783	\$2,626					
#837 1BL 	URBAN Lounge armchair: fully upholstered seat, back and arm; steel flat legs W: 28.4" SH: 16.9" D: 28" AH: 28.4" OH: 28.4" COM: 3.2 yards	Chrome plated				A \$1,861 B \$1,953 C \$2,019 D \$2,085 E \$2,171 COM \$1,722	\$2,565					

MODEL	DESCRIPTION	FRAME FINISH	SEAT OPTIONS							
			Ash wood	Beech wood	Oak wood	Upholstered	Leather	Poly	Fashion	Laminate
#837 1BR 	URBAN Lounge armchair: fully upholstered seat, back and arm; steel flat legs W: 28.4" SH: 16.9" D: 28" AH: 28.4" OH: 28.4" COM: 3.2 yards	Chrome plated				A \$1,861 B \$1,953 C \$2,019 D \$2,085 E \$2,171 COM \$1,722	\$2,565			
#837S 	URBAN Sofa: fully upholstered seat, back and arms, steel flat legs W: 53.6" SH: 16.9" D: 28" AH: 28.4" OH: 28.4" COM: 4.7 yards	Chrome plated				A \$2,829 B \$2,964 C \$3,060 D \$3,157 E \$3,282 COM \$2,627	\$3,857			
#670A 	WHITE HOUSE Side chair: upholstered seat and back W: 18.9" SH: 18.1" D: 24.4" AH: 28.4" OH: 43.3" COM: 1.7 yards	Beech wood frame 23 stains				A \$1,052 B \$1,102 C \$1,138 D \$1,173 E \$1,220 COM \$977	\$1,433			
#671B BT 	WHITE HOUSE Armchair: upholstered seat, back and arms W: 24.4" SH: 18.1" D: 23.2" AH: 26" OH: 32.7" COM: 2.3 yards	Beech wood frame 23 stains				A \$1,601 B \$1,666 C \$1,713 D \$1,760 E \$1,820 COM \$1,503	\$2,100			
#671B BM 	WHITE HOUSE Armchair: upholstered seat and back beech wood arms W: 24.4" SH: 18.1" D: 23.2" AH: 26" OH: 32.7" COM: 1.3 yards	Beech wood frame 23 stains				A \$1,480 B \$1,519 C \$1,546 D \$1,574 E \$1,609 COM \$1,422	\$1,774			
#672 BT 	WHITE HOUSE Armchair: upholstered seat, back and arms W: 24.4" SH: 18.1" D: 22.4" AH: 26.4" OH: 28.3" COM: 2.2 yards	Beech wood frame 23 stains				A \$1,545 B \$1,607 C \$1,651 D \$1,695 E \$1,752 COM \$1,453	\$2,020			
#340A 	WINDSOR Side chair: upholstered seat and back W: 18.9" SH: 18.5" D: 22.4" AH: 25.6" OH: 36.3" COM: 1.3 yards	Beech wood frame 23 stains				A \$739 B \$777 C \$805 D \$832 E \$868 COM \$681	\$1,032			
#341B 	WINDSOR Side chair: upholstered seat and back W: 20" SH: 18.5" D: 22.4" AH: 25.6" OH: 32.7" COM: 1.2 yards	Beech wood frame 23 stains				A \$736 B \$772 C \$798 D \$825 E \$859 COM \$681	\$997			
#341B BT 	WINDSOR Armchair: upholstered seat, back and arms W: 23.2" SH: 18.5" D: 22.4" AH: 25.6" OH: 32.7" COM: 1.8 yards	Beech wood frame 23 stains				A \$1,008 B \$1,061 C \$1,100 D \$1,138 E \$1,188 COM \$927	\$1,403			
#720 	XUXA Side chair: polypropylene seat, back W: 20.9" OH: 30.3" D: 22" SH: 18.1" Stacks: 6	Silver powder coated metal legs						\$405		
#725 	XUXA Side chair: polypropylene seat, back W: 20.9" OH: 30.3" D: 22" SH: 18.1" Stacks: 6	Beech wood legs, cherry stains						\$442		

MODEL	DESCRIPTION	FRAME FINISH	SEAT OPTIONS							
			Ash wood	Beech wood	Oak wood	Upholstered	Leather	Poly	Fashion	Laminate
#720RU 	XUXA Side chair; polypropylene seat, back; five swiveling castors W: 26.8" OH: 31.5" D: 26.8" SH: 17.7"	Silver powder coated metal legs						\$812		
#CJ 720	XUXA Seat cushion with ties							\$105		
#723 	XUXA Barstool; polypropylene seat, back W: 20.8" OH: 43.3" D: 23.6" SH: 30.7"	Silver powder coated metal legs						\$724		
#724XX 	XUXA TANDEM SEATING 2 seat; polypropylene seat, back on metal bar; 2 sets of metal legs. Ships KD W: 52.4" OH: 29.1" D: 24" SH: 16.9"	Silver powder coated metal legs & structure						\$1,422		
#724XXX 	XUXA TANDEM SEATING 3 seat; polypropylene seat, back on metal bar; 2 sets of metal legs. Ships KD W: 75.5" OH: 29.1" D: 24" SH: 16.9"	Silver powder coated metal legs & structure						\$2,133		
#724MXX 	XUXA TANDEM SEATING 2 seat; polypropylene seat, back on metal bar; 2 sets of metal legs with a side table. Ships KD W: 75.6" OH: 29.1" D: 24" SH: 16.9"	Silver powder coated metal legs & structure						\$2,133		
#724XMX 	XUXA TANDEM SEATING 2 seat; polypropylene seat, back on metal bar; 2 sets of metal legs with center table. Ships KD W: 75.6" OH: 29.1" D: 24" SH: 16.9"	Silver powder coated metal legs & structure						\$2,133		
#724XXM 	XUXA TANDEM SEATING 6 seat; polypropylene seat, back on metal bar; 3 sets of metal legs. Ships KD W: 75.6" OH: 29.1" D: 24" SH: 16.9"	Silver powder coated metal legs & structure						\$2,133		
#724M	XUXA TANDEM SEATING 17.3" sq. metal table silver powder coated; can be substituted for any seat at no extra cost; submit drawing to Customer Service for quotation.									
#724MV	XUXA TANDEM SEATING 17.3" sq. metal end table, silver powder coated; can be added to either side of tandem seating; submit drawing to Customer Service for quotation							\$381		
940 020 	XUXA TABLE BASE Metal base with silver powder coated finish. Suitable for outdoor use. Base spread: 24" X 24" Base H: 27.5" For Werzalit table top #060WER and #070WER									\$533
#940 oval 	XUXA TABLE BASE Metal base with silver powder coated finish. Suitable for outdoor use. Base spread: 35.5" X 17.7" Base H: 27.5" For Werzalit table top #11070WER									\$589
#060WER	XUXA TABLE TOPS White Werzalit, molded melamine - solid surface material 24" round or square table top	White								\$251

MODEL	DESCRIPTION	FRAME FINISH	SEAT OPTIONS								
			Ash wood	Beech wood	Oak wood	Upholstered	Leather	Poly	Fashion	Laminate	
#070WER	XUXA TABLE TOPS White Werzalit, molded melamine - solid surface material 27.5" round or squarer table top	White									\$382
#11070WER	XUXA TABLE TOPS White Werzalit, molded melamine - solid surface material 43.3" x 27.5" rectangle table top for #940 base only	White									\$507
#134 	YODA Side chair: plywood molded seat and back W: 19.7" OH: 31.9" D: 19.3" SH: 17.7" Stacks: 6	Chrome plated frame		\$527							
#135 	YODA Side chair: plywood molded seat and back with PVC silver strip W: 19.7" OH: 31.9" D: 19.3" SH: 17.7" Stacks: 6	Chrome plated frame		\$551							
#1030C 	ZETA Beech wood extendable table. Solid beech wood frame and legs with crystal glass top. Extension is self storing in the table. Assembly required. W: 51.2" OH: 29.9" D: 35.5" extension: 27.5"			\$3,039	\$3,091						
#1031C 	ZETA Beech wood extendable table. Solid beech wood frame and legs with crystal glass top and lateral PVC silver strip. Extension is self storing in the table. Assembly required. W: 51.2" OH: 29.9" D: 35.5" extension: 27.5"			\$3,133	\$3,179						
#1030H 	ZETA Beech or oak wood extendable table. Solid beech or oak wood frame and legs with beech or oak wood veneer top. Extension is self storing in the table. Assembly required. W: 51.2" OH: 29.9" D: 35.5" extension: 27.5"			\$2,979							
#1031H 	ZETA Beech or oak wood extendable table. Solid beech or oak wood frame and legs with beech or oak wood veneer top and lateral PVC silver strip. Extension is self storing in the table. Assembly required. W: 51.2" OH: 29.9" D: 35.5" extension: 27.5"			\$3,072							
#1032H 	ZETA Beech or oak wood extendable table. Solid beech or oak wood frame and legs with beech or oak wood veneer top and central PVC silver strip. Extension is self storing in the table. Assembly required. W: 51.2" OH: 29.9" D: 35.5" extension: 27.5"			\$3,072	\$3,179						
#1050C 	ZETA Beech wood extendable table. Solid beech wood frame and legs with crystal glass top. Extension is self storing in the table. Assembly required. W: 59" OH: 29.9" D: 35.5" extension: 27.5"			\$3,235	\$3,282						
#1051C 	ZETA Beech wood extendable table. Solid beech wood frame and legs with crystal glass top and lateral PVC silver strip. Extension is self storing in the table. Assembly required. W: 59" OH: 29.9" D: 35.5" extension: 27.5"			\$3,324	\$3,375						

MODEL	DESCRIPTION	FRAME FINISH	SEAT OPTIONS							
			Ash wood	Beech wood	Oak wood	Upholstered	Leather	Poly	Fashion	Laminate
#1050H 	ZETA Beech or oak wood extendable table. Solid beech or oak wood frame and legs with beech or oak wood veneer top. Extension is self storing in the table. Assembly required. W: 59" OH: 29.9" D: 35.5" extension: 27.5"			\$3,174						
#1051H 	ZETA Beech or oak wood extendable table. Solid beech or oak wood frame and legs with beech or oak wood veneer top and lateral PVC silver strip. Extension is self storing in the table. Assembly required. W: 59" OH: 29.9" D: 35.5" extension: 27.5"			\$3,263						
#1052H 	ZETA Beech or oak wood extendable table. Solid beech or oak wood frame and legs with beech or oak wood veneer top and central PVC silver strip. Extension is self storing in the table. Assembly required. W: 59" OH: 29.9" D: 35.5" extension: 27.5"			\$3,263	\$3,375					

BILLIANI / NOVECENOUNDICI COLLECTION

General Information

The chairs, barstools and lounge chairs of the Billiani Collection are manufactured in Italy according to strict commercial quality standards. All the chairs are tested and rated by CATAS - the Italian independent testing laboratory, and test results are available upon request. As per the Billiani brochure, the following wood stains, fashion veneers and lacquers are available in the Collection

Wood stains:

#046 Oak wood natural	#003 Beech wood natural
#035 Oak wood tabacco	#001 Beech wood cherry
#047 Oak wood wenge	#025 Beech wood Wenge
#046A Ash wood natural	#012 Beech wood walnut
#047A Ash wood wenge	

Fashion veneers:

#001 Zebra	#006 Linea chiara
#002 Light zebrano	#007 Dark zebrano

Leather:

#0415 White	#0435 Beige
#0459 Terracotta	#0518 Red
#0570 Skin	#0571 Yellow
#0303 Brown	#0189 Black

Cowhide:

#0436 Skin	#0263 Brown
#0178 Black	#0539 Red

Abet laminate:




#431 red	#494 pink
#835 orange	#421 Black
#411 white	



Custom stains are available with a minimum quantity of 40 chairs or 15 tables at no additional charge. For lower quantities please call customer service for up-charge.

Lacquers are available with a List Price up-charge of \$80/per chair.

Stretchers can be added to most chairs for a List Price up-charge of \$30/set

DesignTex, Anzea and Maharam fabrics have been graded into the Billiani Collection. Eurotrend Furniture delivery times will be quoted according or to the availability of fabrics from DesignTex, Anzea and Maharam. Eurotrend Furniture makes no warranties or guarantees as to the performance suitability of DesignTex, Anzea and Maharam fabrics.

MODEL	DESCRIPTION	FRAME FINISH	SEAT OPTIONS								
			Ash wood	Beech wood	Oak wood	Upholstered	Leather	Poly	Fashion	Laminate	
#432 	ALOE Side chair: beech wood seat or upholstered and beech wood back W: 17" SH: 18.5" D: 19.3" OH: 33.5"	Beech wood frame		\$541			A \$535 B \$546 C \$554 D \$563 E \$575 COM \$517				
#433 	ALOE Side chair: regenerated leather seat and back W: 17" SH: 18.5" D: 19.3" OH: 33.5"	Beech wood frame						\$702			
#434 	ALOE Barstool: beech wood seat and back W: 17" SH: 31.5" D: 19.3" OH: 42.5"	Beech wood frame		\$767							
#435 	ALOE Barstool: regenerated leather seat and back W: 17" SH: 31.5" D: 19.3" OH: 42.5"	Beech wood frame						\$930			
#580 	ARAGOSTA Side chair: ash wood seat and back W: 16.5" SH: 18.9" D: 19.2" OH: 30.5"	Ash wood frame	\$822								
#581 	ARAGOSTA Side chair: ash wood seat and back Side chair: ash wood seat and back W: 16.5" SH: 18.9" D: 19.2" OH: 30.5" stacks: 4	Ash wood frame	\$822								
#535 	ASKEW Armchair: walnut or beech wood frame and arms, upholstered seat, back W: 25.2" SH: 18.9" D: 21.9" AH: 25.8" OH: 30.1" COM: 1.4 yards	Beech wood frame Walnut wood frame					A \$1,507 B \$1,518 C \$1,526 D \$1,535 E \$1,546 COM \$1,489				
#536 	ASKEW Lounge chair: walnut or beech wood frame, arms, upholstered seat, back W: 29.9" SH: 15.6" D: 26.8" AH: 21.7" OH: 26.8" COM: 1.6 yards	Beech wood frame Walnut wood frame					A \$1,632 B \$1,648 C \$1,659 D \$1,670 E \$1,684 COM \$1,609				
#537 	ASKEW Sofa: walnut or beech wood frame, and arms, upholstered seat, back W: 55.1" SH: 15.6" D: 26.4" AH: 21.7" OH: 26.4" COM: 2.5 yards	Beech wood frame Walnut wood frame					A \$2,320 B \$2,351 C \$2,373 D \$2,395 E \$2,424 COM \$2,274				
#190 	AUREA Side chair: upholstered seat and back; wood top back detail W: 20.5" SH: 18.1" D: 22" COM: 1 yard OH: 33.5"	Beech wood frame					A \$642 B \$684 C \$715 D \$745 E \$785 COM \$579				
#191 	AUREA Armchair: upholstered seat back and arms; wood top back detail W: 20.5" SH: 18.1" D: 22" AH: 26" OH: 33.5" COM: 1.7 yards	Beech wood frame					A \$738 B \$788 C \$824 D \$860 E \$907 COM \$663				

MODEL	DESCRIPTION	FRAME FINISH	SEAT OPTIONS							
			Ash wood	Beech wood	Oak wood	Upholstered	Leather	Poly	Fashion	Laminate
#460 	CAFE Side chair: beech wood seat or upholstered and beech wood back W: 17.3" SH: 18.3" D: 19" OH: 31.7"	Beech wood frame		\$691		A \$758 B \$770 C \$778 D \$786 E \$797 COM \$741				
#461 	CAFE Armchair: beech wood seat or upholstered beech wood back and arms W: 20" SH: 18.3" D: 19" AH: 25.2" OH: 31.7"	Beech wood frame		\$921		A \$991 B \$1003 C \$1011 D \$1019 E \$1030 COM \$974				
#462 	CAFE Barstool: beech wood seat or upholstered beech wood back W: 17.3" SH: 31.5" D: 18.1" OH: 42.9"	Beech wood frame		\$860		A \$930 B \$942 C \$950 D \$958 E \$969 COM \$913				
#330 or #331 	CAPITAL Side chair: upholstered seat and inside back; outside wood back with or without handle W: 18.9" SH: 18.9" D: 21.2" COM: 0.8 yards OH: 36.6"	Beech wood frame				A \$664 B \$685 C \$700 D \$715 E \$735 COM \$632				
#332 or #333 	CAPITAL Barstool: upholstered seat and inside back; outside wood back with or without handle W: 17.3" SH: 31.5" D: 19.3" COM: 0.6 yards OH: 44.3"	Beech wood frame				A \$862 B \$879 C \$891 D \$904 E \$920 COM \$836				
#336 or 337 	CAPITAL Side chair: upholstered seat and inside back; outside wood back with or without handle W: 18.9" SH: 18.9" D: 21.2" COM: 0.8 yards OH: 36.6"	Beech wood frame				A \$714 B \$735 C \$751 D \$766 E \$786 COM \$682				
#340 	CAPITAL Lounge armchair: upholstered seat and beech wood frame inside back; outside wood back W: 28.4" SH: 17.7" D: 27" AH: 26.2" OH: 31.5" COM: 1.5 yards	Beech wood frame				A \$1,600 B \$1,677 C \$1,732 D \$1,787 E \$1,859 COM \$1,484				
#371 	CAPITAL Stool: upholstered seat; wood frame W: 16.1" SH: 31.5" D: 16.1" COM: 0.4 yards OH: 31.5"	Beech wood frame				A \$611 B \$623 C \$631 D \$639 E \$650 COM \$594				
#389 or #390 	CAPITAL Side chair: upholstered seat and inside back; outside wood back; with or without handle W: 18.5" SH: 19.3" D: 20.9" COM: 0.8 yards OH: 34.3" Stacks: 5	Beech wood frame				A \$674 B \$695 C \$710 D \$726 E \$745 COM \$642				
#391 or #392 	CAPITAL Armchair: upholstered seat and inside back; outside wood back with or without handle; wood arms W: 24.4" SH: 19.3" D: 21.7" COM: 0.8 yards OH: 34.3" Stacks: 5	Beech wood frame				A \$815 B \$836 C \$851 D \$866 E \$886 COM \$783				
#721 	CAPITAL TABLE Beech wood table. Solid beech wood frame and legs. Beech wood veneer top. Assembly required. W: 31.5" OH: 41.4" D: 31.5"	Beech wood frame		\$1,188						








MODEL	DESCRIPTION	FRAME FINISH	SEAT OPTIONS							
			Ash wood	Beech wood	Oak wood	Upholstered	Leather	Poly	Fashion	Laminate
#730 	CAPITAL TABLE Beech wood table. Solid beech wood frame and legs. Beech wood veneer top. Assembly required. W: 31.5" OH: 29.2" D: 31.5"	Beech wood frame		\$1,128						
#412 	CHEOPE Stool: beech wood frame; beech wood seat W: 17.7" SH: 31.7" D: 17.7" OH: 31.7"	Beech wood frame		\$541						
#413 	CHEOPE Stool: beech wood frame; beech wood seat or leather strapping W: 23.6" SH: 31.7" D: 14" OH: 31.7"	Beech wood frame		\$909			\$950			
#212 	CITY HALL Lounge armchair: upholstered seat, back and arm with wood detail W: 25.2" SH: 17.7" D: 28" AH: 25.6" OH: 31.5" COM: 3.3 yards	Beech wood frame					A \$1,413 B \$1,528 C \$1,596 D \$1,665 E \$1,756 COM \$1,287			
#213 	CITY HALL Sofa: upholstered seat, back and arm with wood detail W: 48.8" SH: 17.7" D: 28" AH: 25.6" OH: 31.5" COM: 5 yards	Beech wood frame					A \$2,112 B \$2,254 C \$2,356 D \$2,458 E \$2,592 COM \$1,898			
#214 	CITY HALL Lounge armchair: upholstered seat, back; cane arm with wood detail W: 25.2" SH: 17.7" D: 28" AH: 25.6" OH: 31.5" COM: 2 yards	Beech wood frame					A \$1,795 B \$1,852 C \$1,894 D \$1,935 E \$1,989 COM \$1,708			
#178 	CO2 Side chair: beech wood seat and back W: 15.6" SH: 18.3" D: 21.2" OH: 34.3"	Beech wood frame		\$624						
#301 	CO2 Barstool: beech wood seat and back W: 15.6" SH: 31.5" D: 18.5" OH: 43"	Beech wood frame		\$793						
#570 	CROISSANT Side chair: upholstered seat and back W: 19.3" SH: 18.9" D: 20.8" COM: 1.1 yards OH: 29.9"	Beech wood frame					A \$1,050 B \$1,081 C \$1,103 D \$1,125 E \$1,154 COM \$1,004			
#571 	CROISSANT Armchair: upholstered seat and back W: 24.4" SH: 18.9" D: 20.8" AH: 27.6" OH: 39.9" COM: 1.6 yards	Beech wood frame					A \$1,246 B \$1,292 C \$1,325 D \$1,358 E \$1,402 COM \$1,176			
#572 	CROISSANT Lounge armchair: upholstered seat and back W: 28.4" SH: 16.1" D: 24.8" AH: 25.1" OH: 27.1" COM: 2 yards	Beech wood frame					A \$1,469 B \$1,527 C \$1,568 D \$1,610 E \$1,664 COM \$1,383			

MODEL	DESCRIPTION	FRAME FINISH	SEAT OPTIONS							
			Ash wood	Beech wood	Oak wood	Upholstered	Leather	Poly	Fashion	Laminate
#550 	DOLL Side chair: beech wood frame, seat and back W: 19.7" SH: 18.5" D: 20.9" OH: 30.7"	Beech wood frame		\$664						
#551 	DOLL Side chair: beech wood frame and back: upholstered seat W: 19.7" SH: 18.5" D: 20.9" OH: 30.7" COM: 0.4 yards	Beech wood frame				A \$739 B \$751 C \$759 D \$767 E \$778 COM \$711				
#552 	DOLL Side chair: beech wood frame, upholstered seat and back W: 19.7" SH: 18.5" D: 20.9" OH: 30.7" COM: 0.6 yards	Beech wood frame				A \$806 B \$826 C \$839 D \$853 E \$871 COM \$767				
#553 	DOLL Side chair: tubular frame, beech wood seat and back. Sled base W: 22" SH: 18.1" D: 20.5" OH: 30.3"	White powder coated Black powder coated Chrome plated		\$659						
#554 	DOLL Side chair: tubular frame, upholstered seat and back. Sled base W: 22" SH: 18.1" D: 20.5" OH: 30.3" COM: 1.1 yards	White powder coated Black powder coated Chrome plated				A \$601 B \$635 C \$660 D \$685 E \$717 COM \$543				
#557 	DOLL Barstool: beech wood frame, seat and back W: 18.1" SH: 31.5" D: 19.7" OH: 42.3"	Beech wood frame		\$980						
#558 	DOLL Side chair: tubular frame, wood seat and back W: 22.4" SH: 18.8" D: 20.8" OH: 30.3"	White powder coated Black powder coated Chrome plated		\$688						
#559 	DOLL Side chair: tubular frame, upholstered seat and back. W: 22.4" SH: 18.8" D: 20.8" OH: 30.3" COM: 1.1 yards	White powder coated Black powder coated Chrome plated				A \$623 B \$658 C \$683 D \$708 E \$740 COM \$572				
#560 	DOLL Armchair: tubular frame and arms, wood seat and back: W: 23.2" SH: 18.8" D: 20.8" AH: 25.2" OH: 30.3"	White powder coated Black powder coated Chrome plated		\$733						
#561 	DOLL Armchair: tubular frame and arms, wood seat and back: W: 23.2" SH: 18.8" D: 20.8" AH: 25.2" OH: 30.3" COM: 1.1 yards	White powder coated Black powder coated Chrome plated				A \$669 B \$704 C \$729 D \$754 E \$786 COM \$617				
#698 	DUET TABLE Beech wood table. Solid beech wood frame and legs with silver powder coated detail. Beech wood veneer top. Assembly required W: 31.5" OH: 29.2" D: 31.5"	Beech wood frame		\$1,186						

MODEL	DESCRIPTION	FRAME FINISH	SEAT OPTIONS							
			Ash wood	Beech wood	Oak wood	Upholstered	Leather	Poly	Fashion	Laminate
#699 	DUET TABLE Beech wood table. Solid beech wood frame and legs with silver powder coated detail. Beech wood veneer top. Assembly required W: 47.3" OH: 29.2" D: 31.5"	Beech wood frame		\$1,475						
#428 	FOGLIA Side chair: oak wood seat and back W: 16.1" SH: 18.3" D: 21.2" OH: 31"	Oak wood frame			\$757					
#429 	FOGLIA Barstool: oak wood seat and back W: 16.1" SH: 31.5" D: 19.3" OH: 40.4"	Oak wood frame			\$1,034					
#531 	FUGA Armchair: beech wood frame, back and arms; upholstered seat W: 24.4" SH: 18.5" D: 19.9" AH: 27.8" OH: 28.4" COM: 0.5 yards	Beech wood frame				A \$1,964 B \$1,977 C \$1,987 D \$1,997 E \$2,009 COM \$1,944				
#329 	HANDLE Side chair: oak wood seat and back W: 16.2" OH: 32.1" D: 19.3" SH: 18.5"	Oak wood frame			\$744					
#367 	HANDLE Side chair: regenerated leather seat and back W: 16.2" OH: 32.1" D: 19.3" SH: 18.5"	Oak wood frame					\$913			
#415 	HANDLE Barstool: oak wood seat and back W: 16.5" OH: 42.2" D: 19" SH: 31.5"	Oak wood frame			\$1,025					
#416 	HANDLE Barstool: regenerated leather seat W: 16.5" OH: 42.2" D: 19" SH: 31.5"	Oak wood frame					\$1,196			
#545 	HERA Side chair: beech wood frame, upholstered seat and back W: 22.6" SH: 19" D: 22" COM: 1.7 yards OH: 30.5"	Beech wood frame				A \$1,379 B \$1,393 C \$1,403 D \$1,412 E \$1,425 COM \$1,359				
#575 	KHA Armchair: upholstered seat and back W: 23.6" SH: 18.9" D: 25.2" AH: 25.6" OH: 32.3" COM: 1.3 yards	Beech wood frame				A \$1,093 B \$1,131 C \$1,159 D \$1,186 E \$1,222 COM \$1,035				
#576 	KHA Lounge chair: upholstered seat and back W: 23.6" SH: 16.3" D: 27.8" OH: 28" COM: 1.5 yards	Beech wood frame				A \$1,032 B \$1,075 C \$1,105 D \$1,135 E \$1,175 COM \$969				





MODEL	DESCRIPTION	FRAME FINISH	SEAT OPTIONS							
			Ash wood	Beech wood	Oak wood	Upholstered	Leather	Poly	Fashion	Laminate
 #450	LIDO Side chair: upholstered seat and back W: 19.7" SH: 18.9" D: 22" COM: 1.2 yards OH: 31.1"	Beech wood frame				A \$917 B \$955 C \$983 D \$1,010 E \$1,046 COM \$859				
 #451	LIDO Armchair: upholstered seat and back; upholstered arm with wood detail W: 23.6" SH: 18.9" D: 22" AH: 24.8" OH: 31.9" COM: 2.3 yards	Beech wood frame				A \$1,218 B \$1,295 C \$1,350 D \$1,405 E \$1,478 COM \$1,102				
 #452	LIDO Lounge chair: upholstered seat and back; upholstered arm with wood detail W: 30" SH: 15.4" D: 26.8" AH: 22.9" OH: 29.6" COM: 2.8 yards	Beech wood frame				A \$1,756 B \$1,840 C \$1,901 D \$1,901 E \$2,041 COM \$1,628				
 #453	LIDO Sofa: upholstered seat and back; upholstered arm with wood detail W: 47.7" SH: 18.9" D: 22.9" AH: 24.8 OH: 31.9" COM: 4 yards	Beech wood frame				A \$2,694 B \$2,809 C \$2,892 D \$2,974 E \$3,083 COM \$2,520				
 #454	LIDO Sofa: upholstered seat and back; upholstered arm with wood detail W: 59.5" SH: 15.4" D: 27.6" AH: 22.5" OH: 29.2" COM: 5 yards	Beech wood frame				A \$3,352 B \$3,506 C \$3,616 D \$3,726 E \$3,872 COM \$3,121				
 #455	LIDO Barstool: upholstered seat and back W: 18.9" SH: 31.5" D: 21.7" COM: 1.1 yards OH: 43"	Beech wood frame				A \$1,118 B \$1,149 C \$1,171 D \$1,193 E \$1,222 COM \$1,072				
 #456	LIDO Stool: upholstered seat and back W: 18.5" SH: 31.5" D: 18.5" COM: 0.7 yards OH: 31.5"	Beech wood frame				A \$761 B \$782 C \$797 D \$813 E \$832 COM \$729				
 #448	LIDO SOFT Lounge armchair: upholstered seat and back W: 29.9" SH: 15.3" D: 22.4" AH: 22.8" OH: 28.7" COM: 2.9 yards	Beech wood frame				A \$1,513 B \$1,598 C \$1,659 D \$1,719 E \$1,799 COM \$1,386				
 #449	LIDO BASIC Lounge chair: upholstered seat and back W: 29.9" SH: 15.3" D: 22.4" COM: 1.7 yards OH: 28.7"	Beech wood frame				A \$1,256 B \$1,306 C \$1,341 D \$1,377 E \$1,424 COM \$1,181				
 #457	LIDO SOFT Armchair: upholstered seat, back and arms W: 23.6" SH: 18.9" D: 22" AH: 25.2" OH: 31.5" COM: 2.4 yards	Beech wood frame				A \$1,308 B \$1,378 C \$1,427 D \$1,477 E \$1,542 COM \$1,204				
 #458	LIDO BASIC Side chair: upholstered seat and back W: 23.6" SH: 18.9" D: 22" COM: 1.1 yards OH: 31.5"	Beech wood frame				A \$1,117 B \$1,186 C \$1,236 D \$1,285 E \$1,351 COM \$1,013				

MODEL	DESCRIPTION	FRAME FINISH	SEAT OPTIONS							
			Ash wood	Beech wood	Oak wood	Upholstered	Leather	Poly	Fashion	Laminate
#501 	LUIGI B XV Side chair: upholstered seat and back; beech wood frame W: 18.3" SH: 19.7" D: 23.2" COM: 1.2 yards OH: 38.2"	Beech wood frame				A \$1,088 B \$1,115 C \$1,135 D \$1,154 E \$1,179 COM \$1,048				
	Armchair: upholstered seat and back; beech wood arms and frame W: 21.7" SH: 19.7" D: 23.2" AH: 25.2" OH: 38.2" COM: 1.3 yard	Beech wood frame				A \$1,324 B \$1,351 C \$1,370 D \$1,389 E \$1,415 COM \$1,284				
#510 	LUXOR Side chair: ash wood frame, upholstered seat and back W: 21.7" SH: 18.9" D: 21.7" COM: 1.5 yards OH: 31.5"	Ash wood frame				A \$1,125 B \$1,137 C \$1,145 D \$1,153 E \$1,164 COM \$1,108				
#511 	LUXOR Armchair: ash wood frame and arms, upholstered seat and back W: 21.7" SH: 18.9" D: 21.7" AH: 27" OH: 31.5" COM: 1.5 yards	Ash wood frame				A \$1,392 B \$1,405 C \$1,415 D \$1,424 E \$1,437 COM \$1,371				
#512 	LUXOR Lounge chair: ash wood frame and arms, upholstered seat and back W: 24.8" SH: 16.1" D: 26" AH: 24" OH: 30" COM: 1.7 yards	Ash wood frame				A \$1,532 B \$1,548 C \$1,559 D \$1,570 E \$1,584 COM \$1,509				
#513 	LUXOR Barstool: ash wood frame, upholstered seat and back W: 20.8" SH: 32.7" D: 22" COM: 1.5 yards OH: 44.5"	Ash wood frame				A \$1,335 B \$1,346 C \$1,355 D \$1,363 E \$1,374 COM \$1,317				
#514 	LUXOR Sofa: ash wood frame and arms, upholstered seat and back W: 51.5" SH: 16.1" D: 26.4" AH: 24" OH: 30" COM: 3.1 yards	Ash wood frame				A \$2,427 B \$2,458 C \$2,480 D \$2,502 E \$2,531 COM \$2,381				
419 	MEDUSA Swivel barstool: wood or upholstered seat, fixed column, round chrome plated base W: 15.7" SH: 31.5" D: 15.7" COM: 0.2 yards OH: 31.5"	Chrome plated Limited wood options call customer service			\$853	A \$815 B \$822 C \$828 D \$833 E \$841 COM \$803		\$853	\$853	
#420 	MEDUSA Swivel barstool: wood or upholstered seat, adjustable column, round chrome plated base W: 15.7" SH: 31.5" D: 15.7" SL: 21.3" OH: 31.5" COM: 0.2 yards	Chrome plated Limited wood options call customer service			\$919	A \$886 B \$894 C \$899 D \$905 E \$912 COM \$874		\$919	\$919	
#400 	MIAMI Side chair: upholstered seat and top back W: 20.5" SH: 18.9" D: 21.9" COM: 1.1 yard OH: 30.3"	Beech wood frame				A \$876 B \$909 C \$932 D \$955 E \$986 COM \$827				
#401 	MIAMI Barstool: upholstered seat and top back W: 17.7" SH: 31.5" D: 18.9" COM: 1.1 yard OH: 42.5"	Beech wood frame				A \$1,022 B \$1,055 C \$1,078 D \$1,101 E \$1,132 COM \$973				

MODEL	DESCRIPTION	FRAME FINISH	SEAT OPTIONS							
			Ash wood	Beech wood	Oak wood	Upholstered	Leather	Poly	Fashion	Laminate
Number 	NUMBERS Side chair: beech wood seat and back W: 17.2" SH: 34.7" D: 19.5" SH: 18.5"	Beech wood frame		\$557						
#216 	PLAZA Armchair: upholstered seat, back and arms W: 20.5" SH: 18.1" D: 22" AH: 26" OH: 33.5" COM: 1.7 yards	Beech wood frame				A \$753 B \$795 C \$825 D \$856 E \$896 COM \$689				
#217 	PLAZA Side chair: upholstered seat, back W: 17.7" SH: 31.5" D: 20" COM: 1 yard OH: 44.7"	Beech wood frame				A \$799 B \$830 C \$852 D \$874 E \$903 COM \$753				
#218 	PLAZA Side chair: upholstered seat, back W: 20.5" SH: 18.1" D: 22" COM: 1 yard OH: 33.5"	Beech wood frame				A \$642 B \$684 C \$715 D \$745 E \$785 COM \$579				
#219 	PLAZA Armchair: upholstered seat, back; beech wood arm W: 22.8" SH: 18.5" D: 22" COM: 1 yard OH: 34.2"	Beech wood frame				A \$891 B \$922 C \$944 D \$966 E \$995 COM \$845				
#205 	POP Side chair: plywood molded seat and back; waterfall seat edge W: 16.2" SH: 17.7" D: 20.7" OH: 31.9" Stacks: 6	Chrome plated		\$465	\$512				\$552	
#291 	POP Side chair: upholstered seat and back; waterfall seat edge W: 16.2" SH: 17.7" D: 20.7" COM: 1.1 yard OH: 31.9" Stacks: 6	Chrome plated				A \$569 B \$604 C \$629 D \$653 E \$686 COM \$517				
#210 	POP Lounge chair: plywood seat and back; waterfall seat edge W: 24.4" SH: 14.2" D: 23.3" OH: 25.6" Stacks: 6	Chrome plated		\$621	\$668				\$708	
#292 	POP Lounge chair: upholstered seat and back; waterfall seat edge W: 24.4" SH: 14.2" D: 23.3" COM: 1.2 yard OH: 25.6" Stacks: 6	Chrome plated				A \$770 B \$805 C \$830 D \$855 E \$887 COM \$718				
#221 	POP Barstool: plywood seat and back; waterfall seat edge W: 19.7" SH: 29.5" D: 19.7" COM: 1.1 yard OH: 40.2" Stacks: 6	Chrome plated		\$622	\$675	A \$747 B \$782 C \$806 D \$831 E \$864 COM \$695			\$720	

MODEL	DESCRIPTION	FRAME FINISH	SEAT OPTIONS							
			Ash wood	Beech wood	Oak wood	Upholstered	Leather	Poly	Fashion	Laminate
#378 	POP Armchair: plywood molded seat and back or upholstered W: 22.5" SH: 17.7" D: 20.7" AH: 25.2" OH: 31.9" COM: 1.1 yard Stacks: 6	Chrome plated			\$640	A \$684 B \$719 C \$744 D \$769 E \$801 COM \$633			\$678	
#373 	POP Barstool: square base; lift gasket; plywood seat and back; waterfall seat edge W: 15.6" SH: 31.1" D: 17" SL: 21" OH: 38.6"	Chrome plated Limited wood options call customer service							\$1,144	
#379 	POP Barstool: square base; fix column; plywood seat and back; waterfall seat edge W: 15.6" SH: 29.5" D: 17" OH: 38.6"	Chrome plated Limited wood options call customer service							\$1,066	
#520 	REVE Side chair: beech wood frame, upholstered seat and back W: 18.9" SH: 18.3" D: 23" COM: 1 yard OH: 33.5"	Beech wood frame				A \$827 B \$841 C \$850 D \$860 E \$873 COM \$807				
#521 	REVE Armchair: beech wood frame and arms, upholstered seat and back W: 21.7" SH: 18.3" D: 23" AH: 25.6" OH: 33.5" COM: 1 yard	Beech wood frame				A \$1,143 B \$1,157 C \$1,166 D \$1,176 E \$1,189 COM \$1,123				
#522 	REVE Armchair: beech wood frame, upholstered seat, back and arms W: 22.9" SH: 18.3" D: 23" AH: 25.6" OH: 33.5" COM: 1.6 yards	Beech wood frame				A \$1,286 B \$1,300 C \$1,310 D \$1,320 E \$1,332 COM \$1,266				
Ring 	RING Side chair: plywood twin molded seat and back; waterfall seat edge W: 18.1" SH: 17.4" D: 20.5" COM: 0.5 yards OH: 32.3" Stacks: 6	Chrome plated			\$601	A \$629 B \$645 C \$656 D \$667 E \$681 COM \$606			\$619	\$619
#211 	RITZ Side chair: upholstered seat, wood back W: 18.5" SH: 19.3" D: 19.7" COM: 0.5 yards OH: 34.3" Stacks: 4	Beech wood frame				A \$836 B \$851 C \$862 D \$873 E \$888 COM \$813				
#238 	RITZ Armchair: upholstered seat, wood back, curved wood arm W: 23.6" SH: 19.3" D: 23.2" AH: 26.4" OH: 34.3" COM: 0.5 yards Stacks: 4	Beech wood frame				A \$926 B \$937 C \$945 D \$954 E \$964 COM \$908				
#229 	SMACK Lounge armchair: upholstered seat, cane back; arm with wood detail W: 28" SH: 16.1" D: 26.8" AH: 27.6" OH: 28.8" COM: 1.4 yards	Beech wood frame				A \$1,897 B \$1,937 C \$1,966 D \$1,995 E \$2,033 COM \$1,836				
#234 	SMACK Lounge armchair: upholstered seat, back, arm with wood detail W: 28" SH: 16.1" D: 26.8" AH: 27.6" OH: 28.8" COM: 3.5 yards	Beech wood frame				A \$1,900 B \$2,002 C \$2,075 D \$2,147 E \$2,244 COM \$1,747				

MODEL	DESCRIPTION	FRAME FINISH	SEAT OPTIONS							
			Ash wood	Beech wood	Oak wood	Upholstered	Leather	Poly	Fashion	Laminate
#122 	SPINN Side chair: upholstered seat; wood back W: 16.7" SH: 18.9" D: 19.3" OH: 33.5" COM: 0.5 yards	Beech wood frame				A \$561 B \$572 C \$580 D \$590 E \$600 COM \$544				
#315 	TERRY Side chair: upholstered seat and back W: 18.1" SH: 18.9" D: 20.9" OH: 34.7" COM: 0.8 yards	Beech wood frame				A \$602 B \$625 C \$642 D \$658 E \$680 COM \$567				
#316 	TERRY Side chair: beech wood seat and back W: 18.1" SH: 18.9" D: 20.9" OH: 34.7"	Beech wood frame		\$744						
#317 	TERRY Armchair: beech wood seat and back; chrome plated arm W: 20.1" SH: 17.7" D: 20.9" AH: 25.2" OH: 34.7"	Beech wood frame		\$919						
#343 	TERRY Side chair: upholstered seat, beech wood back W: 18.1" SH: 18.9" D: 20.9" COM: 0.5 yards OH: 34.7"	Beech wood frame				A \$685 B \$699 C \$708 D \$718 E \$731 COM \$665				
#530 	TOCCATA Side chair: beech wood frame, upholstered seat and back W: 18.9" SH: 18.9" D: 20" COM: 0.5 yards OH: 32.7"	Beech wood frame				A \$1,359 B \$1,370 C \$1,379 D \$1,387 E \$1,398 COM \$1,342				
#565 	TRACY Side chair: beech wood or upholstered seat; beech wood back W: 18.5" SH: 18.5" D: 19.7" COM: 0.5 yards OH: 30.3"	Beech wood frame		\$672		A \$679 B \$690 C \$699 D \$707 E \$718 COM \$611				
#068 	VELA Side chair: upholstered seat; wood back W: 16.7" SH: 18.9" D: 19.3" COM: 0.5 yards OH: 33.5"	Beech wood frame				A \$561 B \$572 C \$580 D \$590 E \$600 COM \$544				
#240 	VELA Barstool: upholstered seat, wood back W: 17.3" SH: 31.5" D: 18.1" COM: 0.5 yards OH: 43.3"	Beech wood frame				A \$773 B \$785 C \$793 D \$802 E \$812 COM \$756				
#279 	VELA Side chair: beech wood seat and back W: 16.7" SH: 18.9" D: 19.3" OH: 33.5"	Beech wood frame		\$636						
#440 	VINCENT V.G. Side chair: upholstered seat; ash wood back W: 22" SH: 18.5" D: 19.7" COM: 0.5 yards OH: 31.7"	Ash wood frame				A \$828 B \$843 C \$854 D \$865 E \$880 COM \$805	\$851			

MODEL	DESCRIPTION	FRAME FINISH	SEAT OPTIONS							
			Ash wood	Beech wood	Oak wood	Upholstered	Leather	Poly	Fashion	Laminate
#441 	VINCENT V.G. Armchair: upholstered seat; ash wood back W: 22.8" SH: 18.5" D: 20" AH: 25.2" OH: 31.7" COM: 0.5 yards	Ash wood frame				A \$954 B \$969 C \$980 D \$991 E \$1,006 COM \$931	\$976			
#442 	VINCENT V.G. Lounge chair: upholstered seat; ash wood back W: 23.6" SH: 15.4" D: 21.9" AH: 24.4" OH: 29.2" COM: 0.5 yards	Ash wood frame				A \$992 B \$1,007 C \$1,018 D \$1,029 E \$1,043 COM \$1,016	\$1,016			
#444 	VINCENT V.G. Barstool: upholstered seat; ash wood back W: 19.7" SH: 31.5" D: 19.9" COM: 0.5 yards OH: 43.7"	Ash wood frame				A \$1,009 B \$1,024 C \$1,035 D \$1,046 E \$1,061 COM \$986	\$1,031			
#445 	VINCENT V.G. Stool: upholstered seat; ash wood back W: 17.7" SH: 31.5" D: 17.7" COM: 0.5 yards OH: 31.5"	Ash wood frame				A \$759 B \$774 C \$785 D \$796 E \$811 COM \$736	\$779			

ORIGLIA COLLECTION

General Information

The table tops and bases of the Origlia collection are manufactured entirely in Italy using materials that are 100% recyclable.

The materials used for the bases are as follows:

The materials used for the bases are as follows

- Aluminum
- Stainless steel
- Steel
- Anti corrosion treated die-cast iron
- Polished die-cast iron

The materials used for the tops are as follows:

- Stainless steel
- Wood
- Abet laminati
- Birch multiply laminate
- Melamine chipboard available in grey, ivory, maple finish, cherry, walnut and wenge
- Chipboard surface with laminate and edge in PVC shock resistant

Columns available:



V: round column powder coated

C: round column polished chrome

Y: round column in polished chrome for bases of diam. 18" - square 18" x 18" only

W: round column powder coated for bases of diam. 18" - square 18" x 18" only

G: cast iron column for base of diam. 23.70" only

L1 - L3: wood column for bases of diam. 18"

L1 - L3 - L4 - L5: wood column for bases of diam 23.70"

CR: round column polished chrome

ST: satin chrome













QV: square column powder coated













QC: square column polished chrome












QS: square column satin chrome

MODEL	DESCRIPTION	FRAME FINISH	PRICES FOR BASES ONLY							
			COLUMN OPTIONS							
			V	CR / ST	AL	Y/W/G	QV / QC / QS	L1, L2, L3, L4, L5		
F 9790	FUSIONI Three prong cast iron base and steel powder coated column. Flip flop mechanism for top attachment. Adjustable glides. Assembly required. Max top size recommended 31.5" round Base spread 17.7" diameter Base H: 28.3"	Powder coated (V)	\$434							
F 5701	FUSIONI Round stainless steel base steel column. Adjustable glides. Assembly required. Max top size recommended 31.5" round Base spread 15.7" diameter Base H: 28.3"	Powder coated (V, QV) Polished chrome (CR, QC) Satin chrome (ST, QS)	\$381	\$437			\$487			
F 5711	FUSIONI Round stainless steel base and column. Adjustable glides. Assembly required. Max top size recommended 27.5" round Base spread 15.7" diameter Base H: 42.1"	Powder coated (V, QV) Polished chrome (CR, QC) Satin chrome (ST, QS)	\$406	\$500			\$553			
F 5712	FUSIONI Round stainless steel base and column. Two tier table. Adjustable glides. Assembly required. Max top size recommended 27.5" round Base spread: 15.7" diameter Base H: 41"	Powder coated (V, QV) Polished chrome (CR, QC) Satin chrome (ST, QS)	\$465	\$559			\$610			
F 5751	FUSIONI Round stainless steel base column. Adjustable glides. Assembly required. Max top size recommended 52" round Base spread: 23.5" diameter BaseH: 28.3"	Powder coated (V) Polished chrome (CR) Satin chrome (ST)	\$628	\$710						
F 5761	FUSIONI Round stainless steel base and column. Adjustable glides. Assembly required. Max top size recommended 39.25" round Base spread: 23.5" diameter Base H: 42.1"	Powder coated (V) Polished chrome (CR) Satin chrome (ST)	\$635	\$785						
F 5765	FUSIONI Round stainless steel base and column. Adjustable glides. Assembly required. Max top size recommended 39.25" round Base spread: 23.5" diameter Base H: 41"	Powder coated (V) Polished chrome (CR) Satin chrome (ST)	\$691	\$804						
F 5931	FUSIONI Square stainless steel base and column. Adjustable glides. Assembly required. Max top size recommended 31.5" square Base spread: 15.7" x 15.7" Base H: 28.3"	Powder coated (V, QV) Polished chrome (CR, QC) Satin chrome (ST, QS)	\$406	\$475						
F 5941	FUSIONI Square stainless steel base and column. Adjustable glides. Assembly required. Max top size recommended 27.5" square Base spread: 15.7" x 15.7" Base H: 42.1"	Powder coated (V, QV) Polished chrome (CR, QC) Satin chrome (ST, QS)	\$428	\$538			\$575			
F 5945	FUSIONI Square stainless steel base and steel column. Two tier table. Adjustable glides. Assembly required. Max top size recommended 27.5" square Base spread: 15.7" x 15.7" Base H: 41"	Powder coated (V, QV) Polished chrome (CR, QC) Satin chrome (ST, QS)	\$487	\$594			\$635			
F 5871	FUSIONI Square stainless steel base and column. Adjustable glides. Assembly required. Max top size recommended 35.5" square Base spread: 18" x 18" Base H: 28.3"	Powder coated (V, QV) Polished chrome (CR, QC) Satin chrome (ST, QS)	\$456	\$531			\$566			














MODEL	DESCRIPTION	FRAME FINISH	PRICES FOR BASES ONLY						
			COLUMN OPTIONS						
			V	CR / ST	AL	Y/W/G	QV / QC / QS	L1, L2, L3, L4, L5	
F 5881	FUSIONI Square stainless steel base and column. Adjustable glides. Assembly required. Max top size recommended 31.5" square Base spread: 18" x 18" Base H: 42"	Powder coated (V, QV) Polished chrome (CR, QC) Satin chrome (ST, QS)	\$478	\$591			\$628		
F 5882	FUSIONI Square stainless steel base and column. Two tier table. Adjustable glides. Assembly required. Max top size recommended 31.5" square Base spread: 18" x 18" Base H: 41"	Powder coated (V, QV) Polished chrome (CR, QC) Satin chrome (ST, QS)	\$534	\$647			\$685		
F 5721	FUSIONI Rectangular stainless steel base and column. Adjustable glides. Assembly required. Max top size recommended 63" x 31.5" Base spread: 29.5" x 16.5" Base H: 28.3"	Powder coated (V, QV) Polished chrome (CR, QC) Satin chrome (ST, QS)	\$870	\$986			\$1,101		
F 5731	FUSIONI Rectangular stainless steel base and column. Adjustable glides. Assembly required. Max top size recommended 55" x 27.5" Base spread: 29.5" x 16.5" Base H: 42"	Powder coated (V, QV) Polished chrome (CR, QC) Satin chrome (ST, QS)	\$923	\$1,101			\$1,233		
F 5732	FUSIONI Rectangular stainless steel base and column. Adjustable glides. Assembly required. Max top size recommended 57" x 27.5" H: 41" Base spread: 29.5" x 16.5" Base H: 41"	Powder coated (V, QV) Polished chrome (CR, QC) Satin chrome (ST, QS)	\$1,045	\$1,214			\$1,352		
F 5831	FUSIONI Round stainless steel base and column. Adjustable glides. Assembly required. Max top size recommended 31.5" round Base spread: 11.8" diameter Base H: 28.3"	Powder coated (V, QV) Polished chrome (CR, QC) Satin chrome (ST, QS)	\$306	\$371					
F 5841	FUSIONI Round stainless steel base and column. Adjustable glides. Assembly required. Max top size recommended 27.5" round Base spread: 11.3" diameter Base H: 42"	Powder coated (V, QV) Polished chrome (CR, QC) Satin chrome (ST, QS)	\$340	\$434					
F 5846	FUSIONI Round stainless steel base and column and foot ring. Adjustable glides. Assembly required. Max top size recommended 27.5" round Base spread: 11.3" diameter Base H: 42"	Powder coated (V) Polished chrome (CR) Satin chrome (ST)	\$506	\$600					
F 5802	FUSIONI Round stainless steel base and column. Adjustable glides. Assembly required. Max top size recommended 35.5" round Base spread: 18" diameter Base H: 28.5"	Powder coated (V) Polished chrome (CR) Satin chrome (ST) Wood (L1, L3, L4, L5)	\$406	\$462				\$641	
F 5842	FUSIONI Round stainless steel base and column. Adjustable glides. Assembly required. Max top size recommended 31.5" round Base spread: 18" diameter Base H: 42"	Powder coated (V) Polished chrome (CR) Satin chrome (ST)	\$428	\$525					
F 5847	FUSIONI Round stainless steel base and column. Two tier table. Adjustable glides. Assembly required. Max top size recommended 31.5" round Base spread: 18" diameter Base H: 41"	Polished chrome (CR) Satin chrome (ST)	\$487	\$544					









MODEL	DESCRIPTION	FRAME FINISH	PRICES FOR BASES ONLY					
			COLUMN OPTIONS					
			V	CR / ST	AL	Y/W/G	QV / QC / QS	L1, L2, L3, L4, L5
F 5803 	FUSIONI Round stainless steel base and column. Adjustable glides. Assembly required. Max top size recommended 51" round Base spread: 23.5" diameter Base H: 28.3"	Powder coated (V) Polished chrome (CR) Satin chrome (ST) Wood (L1, L3, L4, L5)	\$628	\$710				\$1,083
F 5843 	FUSIONI Round stainless steel base and column. Adjustable glides. Assembly required. Max top size recommended 39.25" Base spread: 23.5" diameter Base H: 42"	Powder coated (V) Polished chrome (CR) Satin chrome (ST)	\$666	\$785				
F 5848 	FUSIONI Round stainless steel base and column. Two tier table. Adjustable glides. Assembly required. Max top size recommended 39.25" Base spread: 23.5" diameter Base H: 41"	Powder coated (V) Polished chrome (CR) Satin chrome (ST)	\$716	\$804				
F 5531 	FUSIONI Round polished die cast aluminum base and extruded aluminum column. Assembly required. Max top size recommended 27.5" round Base spread: 17.5" diameter Base H: 28.3"	Polished aluminum			\$578			
F5631 	FUSIONI Round polished die cast aluminum base and extruded aluminum column. Assembly required. Max top size recommended 35.5" round Base spread: 21.5" diameter Base H: 28.3"	Polished aluminum			\$772			
F 5645 	FUSIONI Round polished die cast aluminum base and extruded aluminum column. Assembly required. Max top size recommended 27.5" round Base spread: 21.5" diameter Base H: 41"	Polished aluminum			\$813			
F 5646 	FUSIONI Round polished die cast aluminum base and texruded aluminum column and foot ring Assembly required. Max top size recommended 27.5" round Base spread: 21.5" diameter Base H: 41"	Polished aluminum			\$885			
F 6231 	FUSIONI Two T die cast aluminum base and column. Adjustable glides. Assembly required. Max top size recommended 47.2" x 31.5" Base spread: 3.5" x 24.5" Base H: 28.3"	Aluminum (AL) Polished chrome (CR)	\$685		\$641			
F 6331 	FUSIONI Three prong die cast aluminum base and column. Adjustable glides. Assembly required. Max top size recommended 27.5" round Base spread: 24.5" diameter Base H: 28.3"	Aluminum (AL) Polished chrome (CR)	\$462		\$422			
F 6431 	FUSIONI Four prong die cast aluminum base and column. Adjustable glides. Assembly required. Max top size recommended 31.5" round Base spread: 24.5" diameter Base H: 28.3"	Aluminum (AL) Polished chrome (CR)	\$509		\$462			
F 6341 	FUSIONI Three prong die cast aluminum base and column. Adjustable glides. Assembly required. Max top size recommended 24" round Base spread: 24.5" diameter Base H: 42"	Aluminum (AL) Polished chrome (CR)	\$531		\$481			
F 6441 	FUSIONI Four prong die cast aluminum base and column. Adjustable glides. Assembly required. Max top size recommended 27.5" round Base spread: 24.5" diameter Base H: 42"	Aluminum (AL) Polished chrome (CR)	\$575		\$561			

MODEL	DESCRIPTION	FRAME FINISH	PRICES FOR BASES ONLY					
			COLUMN OPTIONS					
			V	CR / ST	AL	Y/W/G	QV / QC / QS	L1, L2, L3, L4, L5
F 4432 	FUSIONI Two T die cast aluminum base and column. Adjustable glides. Assembly required. Max top size recommended 63" x 31.5" Base spread: 4" x 23.5" Base H: 28.3"	Aluminum (AL) Polished chrome (CR)		\$635	\$625			
F4433 	FUSIONI Three prong die cast aluminum base and column in aluminum. Adjustable glides. Assembly required. Max top size recommended 35.5" round Base spread: 21.5" diameter Base H: 28.3"	Aluminum (AL) Polished chrome (CR)		\$754	\$657			
F 4434 	FUSIONI Four prong die cast aluminum base and column Adjustable glides. Assembly required. Max top size recommended 47.25" round Base spread: 21.5" diameter Base H: 28.3"	Aluminum (AL) Polished chrome (CR)		\$813	\$713			
F 4443 	FUSIONI Three prong die cast aluminum base and column Adjustable glides. Assembly required. Max top size recommended 31.5" round Base spread: 21.5" diameter Base H: 42"	Aluminum (AL) Polished chrome (CR)		\$813	\$713			
F 4444 	FUSIONI Four prong die cast aluminum base and column. Adjustable glides. Assembly required. Max top size recommended 39.25" round Base spread: 21.5" diameter Base H: 42"	Aluminum (AL) Polished chrome (CR)		\$870	\$769			
F 4400 	FUSIONI Round base in lacquered die cast iron and powder coated pylons. Adjustable glides. Assembly required. Max top size recommended 27.5" round Base spread: 15.75" diameter Base H: 28.3"	Powder coated (V) Polished chrome (CR)	\$556	\$729				
F 4401 	FUSIONI Square base in lacquered die cast iron and powder coated pylons. Adjustable glides. Assembly required. Max top size recommended 27.5" square Base spread: 15.75" x 15.75" Base H: 28.3"	Powder coated (V) Polished chrome (CR)	\$572	\$744				
F 4631 	FUSIONI Round base die cast iron and steel column. Adjustable glides. Assembly required. Max top size recommended 31.5" round Base spread: 15.75" diameter Base H: 28.3"	Powder coated (V, QV) Polished chrome (CR, QC) Satin chrome (ST, QS)	\$303	\$368			\$425	
F 4641 	FUSIONI Round base die cast iron and steel column. Adjustable glides. Assembly required. Max top size recommended 27.5" round Base spread: 15.75" diameter Base H: 42"	Powder coated (V, QV) Polished chrome (CR, QC) Satin chrome (ST, QS)	\$328	\$434			\$494	
F 4645 	FUSIONI Round base die cast iron and steel column. Two tier table. Adjustable glides. Assembly required. Max top size recommended 27.5" round Base spread: 15.75" diameter Base H: 41"	Powder coated (V, QV) Polished chrome (CR, QC) Satin chrome (ST, QS)	\$387	\$509			\$563	
F 4931 	FUSIONI Round base die cast iron and steel column. Adjustable glides. Assembly required. Max top size recommended 51.1" round Base spread: 23.6" diameter Base H: 28.3"	Powder coated (V) Polished chrome (CR) Satin chrome (ST)	\$569	\$632				
F 4941 	FUSIONI Round base in die cast iron and steel column. Adjustable glides. Assembly required. Max top size recommended 39.25" round Base spread: 23.5" diameter Base H: 42"	Powder coated (V) Polished chrome (CR) Satin chrome (ST)	\$600	\$747				

MODEL	DESCRIPTION	FRAME FINISH	PRICES FOR BASES ONLY						
			COLUMN OPTIONS						
			V	CR / ST	AL	Y/W/G	QV / QC / QS	L1, L2, L3, L4, L5	
F 4945 	FUSIONI Round base in die cast iron and steel column. Adjustable glides. Assembly required. Max top size recommended 39.25" round Base spread: 23.5" diameter Base H: 41"	Powder coated (V) Polished chrome (CR) Satin chrome (ST)	4716	\$854					
F 4531 	FUSIONI Square base in die cast iron and steel column. Adjustable glides. Assembly required. Max top size recommended 31.5" square Base spread: 15.7" x 15.7" Base H: 28.3"	Powder coated (V, QV) Polished chrome (CR, QC) Satin chrome (ST, QS)	\$318	\$400			\$453		
F 4541 	FUSIONI Square base in die cast iron and steel column. Adjustable glides. Assembly required. Max top size recommended 27.5" square Base spread: 15.7" x 15.7" Base H: 42"	Powder coated (V, QV) Polished chrome (CR, QC) Satin chrome (ST, QS)	\$340	\$465			\$522		
F 4545 	FUSIONI Square base in die cast iron and steel column. Adjustable glides. Assembly required. Max top size recommended 27.5" square Base spread: 15.7" x 15.7" Base H: 41"	Powder coated (V, QV) Polished chrome (CR, QC) Satin chrome (ST, QS)	\$403	\$528			\$581		
F 4731 	FUSIONI Square base in die cast iron and steel column. Adjustable glides. Assembly required. Max top size recommended 35.5" square Base spread: 18" x 18" Base H: 28.3"	Powder coated (V, QV) Polished chrome (CR, QC) Satin chrome (ST, QS)	\$350	\$428			\$478		
F 4741 	FUSIONI Square base in die cast iron and steel column. Adjustable glides. Assembly required. Max top size recommended 31.5" square Base spread: 18" x 18" Base H: 42"	Powder coated (V, QV) Polished chrome (CR, QC) Satin chrome (ST, QS)	\$371	\$491			\$544		
F 4745 	FUSIONI Square base in die cast iron and steel column. Two tier table. Adjustable glides. Assembly required. Max top size recommended 31.5" square Base spread: 18" x 18" Base H: 41"	Powder coated (V, QV) Polished chrome (CR, QC) Satin chrome (ST, QS)	\$431	\$550			\$603		
F 4831 	FUSIONI Rectangular base in die cast iron and steel columns. Adjustable glides. Assembly required. Max top size recommended 63" x 31.5" Base spread: 29.5" x 16.5" Base H: 28.3"	Powder coated (V, QV) Polished chrome (CR, QC) Satin chrome (ST, QS)	\$635	\$791			\$892		
F 4841 	FUSIONI Rectangular base in die cast iron and steel column. Adjustable glides. Assembly required. Max top size recommended 70" x 27.5" Base spread: 29.5" x 16.5" Base H: 42"	Powder coated (V, QV) Polished chrome (CR, QC) Satin chrome (ST, QS)	\$682	\$907			\$948		
F 4845 	FUSIONI Rectangular base in die cast iron and steel column. Two tier table. Adjustable glides. Assembly required. Max top size recommended 55.1" x 27.5" Base spread: 29.5" x 16.5" Base H: 41"	Powder coated (V, QV) Polished chrome (CR, QC) Satin chrome (ST, QS)	\$801	\$1,064			\$1,142		
F 3131 	FUSIONI Square base in die cast iron and column in steel or wood. Adjustable glides. Assembly required. Max top size recommended 24" square Base spread : 14.5" x 14.5" Base H: 28.3"	Powder coated (V) Polished chrome (CR) Wood(L1,L2,L3,L4,L5)	\$306	\$350			\$782		

MODEL	DESCRIPTION	FRAME FINISH	PRICES FOR BASES ONLY						
			COLUMN OPTIONS						
			V	CR / ST	AL	Y/W/G	QV / QC / QS	L1, L2, L3, L4, L5	
F 3231	FUSIONI Square base in die cast iron and column in steel or wood. Adjustable glides. Assembly required. Max top size recommended 35.5" square Base spread : 18" x 18" Base H: 28.3"	Powder coated (V) Polished chrome (CR) Wood(L1,L2,L3,L4,L5)	\$346	\$390			\$450		
F 3241	FUSIONI Square base in die cast iron and steel column. Adjustable glides. Assembly required. Max top size recommended 31.5" square Base spread : 18" x 18" Base H: 42"	Powder coated (V) Polished chrome (CR)	\$371	\$422					
F 3245	FUSIONI Square base in die cast iron and steel column. Two tier table. Adjustable glides. Assembly required. Max top size recommended 31.5" square Base spread : 18" x 18" Base H: 41"	Powder coated (V) Polished chrome (CR)	\$434	\$632					
F 3246	FUSIONI Square base in die cast iron and steel column and foot ring. Adjustable glides. Assembly required. Max top size recommended 31.5" square Base spread : 18" x 18" Base H: 42"	Powder coated (V) Polished chrome (CR)	\$581	\$632					
F 3731	FUSIONI Round base in die cast iron and column in steel or wood. Adjustable glides. Assembly required. Max top size recommended 51.1" round Base spread: 23.5" diameter Base H: 28.3"	Powder coated (V, W) Polished chrome (CR, Y) Wood(L1,L2,L3,L4,L5) Cast Iron (G)	\$559	\$606		\$647		\$1,064	
F 3741	FUSIONI Round base in die cast iron and steel column. Adjustable glides. Assembly required. Max top size recommended 39.25" round Base spread: 23.5" diameter Base H: 42"	Powder coated (V) Polished chrome (CR)	\$588	\$635					
F 3745	FUSIONI Round base in die cast iron and columns in steel. Adjustable glides. Assembly required. Max top size recommended 39.25" round Base spread: 23.5" diameter Base H: 41"	Powder coated (V) Polished chrome (CR)	\$647	\$697					
F 3746	FUSIONI Round base in die cast iron and steel columns and foot ring. Adjustable glides. Assembly required. Max top size recommended 55.1" x 27.5" Base spread: 23.5" diameter Base H: 42"	Powder coated (V) Polished chrome (CR)	\$807	\$854					
F 3531	FUSIONI Round base in die cast iron and columns in steel or wood. Adjustable glides. Assembly required Max top size recommended 27.5" round Base spread: 14.5" diameter Base H: 28.3"	Powder coated (V) Polished chrome (CR) Wood(L1,L2,L3,L4,L5)	\$296	\$337				\$760	
F 3631	FUSIONI Round base in die cast iron and columns in steel or wood. Adjustable glides. Assembly required. Max top size recommended 35.5" round Base spread: 18" diameter Base H: 28.3"	Powder coated (V) Polished chrome (CR) Wood(L1,L2,L3,L4,L5)	\$331	\$375				\$794	
F 3641	FUSIONI Round base in die cast iron and columns in steel. Adjustable glides. Assembly required. Max top size recommended 31.5" round Base spread: 18" diameter Base H: 42"	Powder coated (V) Polished chrome (CR)	\$359	\$406					
F 3645	FUSIONI Round base in die cast iron and columns in steel. Two tier table. Adjustable glides. Assembly required. Max top size recommended 31.5" round Base spread: 18" diameter Base H: 41"	Powder coated (V) Polished chrome (CR)	\$418	\$465					
F 3646	FUSIONI Round base in die cast iron and columns in steel. Foot ring. Adjustable glides. Assembly required. Max top size recommended 31.5" round Base spread: 18" diameter Base H: 42"	Powder coated (V) Polished chrome (CR)	\$563	\$610					

MODEL	DESCRIPTION	FRAME FINISH	PRICES FOR BASES ONLY					
			COLUMN OPTIONS					
			V	CR / ST	AL	Y/W/G	QV / QC / QS	L1, L2, L3, L4, L5
F 8331 	FUSIONI Square base in die cast iron and steel or wood columns. Adjustable glides. Assembly required. Max top size recommended 35.5" square Base spread: 18" x 18" Base H: 28.3"	Powder coated (V) Polished chrome (CR) Wood(L1,L2,L3,L4,L5) Cast Iron (G)	\$378	\$422		\$462		760
F 8341 	FUSIONI Square base in die cast iron and steel columns. Adjustable glides. Assembly required. Max top size recommended 31.5" square Base spread: 18" x 18" Base H: 42"	Powder coated (V) Polished chrome (CR)	\$406	\$453				
F 8345 	FUSIONI Square base in die cast iron and steel column. Adjustable glides. Assembly required. Max top size recommended 31.5" square Base spread: 18" x 18" Base H: 41"	Powder coated (V) Polished chrome (CR)	\$465	\$512				
F 8346 	FUSIONI Square base in die cast iron and steel column. Foot ring. Adjustable glides. Assembly required. Max top size recommended 31.5" square Base spread: 18" x 18" Base H: 42"	Powder coated (V) Polished chrome (CR)	\$606	\$653				
F 8631 	FUSIONI Round base in die cast iron and columns in steel or wood. Adjustable glides. Assembly required. Max top size recommended 35.5" round Base spread: 18" diameter Base H: 28.3"	Powder coated (V) Polished chrome (CR) Wood(L1,L2,L3,L4,L5) Cast Iron (G)	\$356	\$400		\$437		\$741
F 8641 	FUSIONI Round base in die cast iron and steel column. Adjustable glides. Assembly required. Max top size recommended 31.5" round Base spread: 18" diameter Base H: 42"	Powder coated (V) Polished chrome (CR)	\$378	\$425				
F 8645 	FUSIONI Round base in die cast iron and steel column. Two tier table. Adjustable glides. Assembly required. Max top size recommended 31.5" round Base spread: 18" diameter Base H: 41"	Powder coated (V) Polished chrome (CR)	\$437	\$484				
F 8646 	FUSIONI Round base in die cast iron and steel column. Foot ring Adjustable glides. Assembly required. Max top size recommended 31.5" round Base spread: 18" diameter Base H: 42"	Powder coated (V) Polished chrome (CR)	\$581	\$628				
F 8731 	FUSIONI Round base in die cast iron and column in steel or wood. Adjustable glides. Assembly required. Max top size recommended 51.1" round Base spread: 23.5 diameter Base H: 28.3"	Powder coated (V) Polished chrome (CR) Wood(L1,L2,L3,L4,L5) Cast Iron (G)	\$569	\$616		\$657		\$951
F 8741 	FUSIONI Round base in die cast iron and steel column. Adjustable glides. Assembly required. Max top size recommended 39.25" round Base spread 23.5" diameter Base H: 42"	Powder coated (V) Polished chrome (CR)	\$594	\$641				
F 8745 	FUSIONI Round base in die cast iron and steel column. Two tier table. Adjustable glides. Assembly required. Max top size recommended 39.25" round Base spread 23.5" diameter Base H: 41"	Powder coated (V) Polished chrome (CR)	\$657	\$704				
F 8746 	FUSIONI Round base in die cast iron and steel column. Foot ring. Adjustable glides. Assembly required. Max top size recommended 39.25" round Base spread 23.5" diameter Base H: 42"	Powder coated (V) Polished chrome (CR)	\$813	\$863				
F 7531 	FUSIONI Round base in die cast iron and column in steel or wood. Adjustable glides. Assembly required. Max top size recommended 63" x 31.5" Base spread: 18" x 29.5" Base H: 28.5"	Powder coated (V) Polished chrome (CR) Wood(L1,L2,L3,L4,L5) Cast Iron (G)	\$722	\$807		\$826		\$1,474

MODEL	DESCRIPTION	FRAME FINISH	PRICES FOR BASES ONLY						
			COLUMN OPTIONS						
			V	CR / ST	AL	Y/W/G	QV / QC / QS	L1, L2, L3, L4, L5	
F 7541 	FUSIONI Round base in die cast iron and steel column. Adjustable glides. Assembly required. Max top size recommended 55.1" x 31.5" Base spread: 18" x 29.5" Base H: 42"	Powder coated (V) Polished chrome (CR)	\$769	\$863					
F 7545 	FUSIONI Round base in die cast iron and steel column. Two tier table. Adjustable glides. Assembly required. Max top size recommended 55.1" x 31.5" Base spread: 18" x 29.5" Base H: 42"	Powder coated (V) Polished chrome (CR)	\$888	\$982					
F 7546 	FUSIONI Round base in die cast iron and steel column. Foot ring. Adjustable glides. Assembly required. Max top size recommended 55.1" x 31.5" Base spread: 18" x 29.5" Base H: 42"	Powder coated (V) Polished chrome (CR)	\$1,086	\$1,180					
F 6201 	FUSIONI Two T base in die cast iron and steel column. Adjustable glides. Assembly required. Max top size recommended 55.1" x 31.5" Base spread: 3.5" x 24.5" Base H: 28.3"	Powder coated (V) Polished chrome (CR)	\$472	\$563					
F 6301 	FUSIONI Three prong base in die cast iron and steel column. Adjustable glides. Assembly required. Max top size recommended 31.5" round Base spread: 24.5" diameter Base H: 28.3"	Powder coated (V) Polished chrome (CR)	\$312	\$356					
F 6401 	FUSIONI Four prong base in die cast iron and steel column. Adjustable glides. Assembly required. Max top size recommended 35.5" round Base spread: 24.5" diameter Base H: 28.5"	Powder coated (V) Polished chrome (CR)	\$325	\$368					
F 6311 	FUSIONI Three prong base in die cast iron and steel column. Adjustable glides. Assembly required. Max top size recommended 27.5" round Base: 24.5" diameter Base H: 42"	Powder coated (V) Polished chrome (CR)	\$334	\$384					
F 6411 	FUSIONI Four prong base in die cast iron and steel column. Adjustable glides. Assembly required. Max top size recommended 31.5" round Base: 24.5" diameter Base H: 42"	Powder coated (V) Polished chrome (CR)	\$356	\$412					

PRICES FOR OUTDOOR TOPS ONLY

Stainless steel - 20mm inox



MODEL	SIZE	
P 4610	24" sq	\$297
P 4612	27.5" sq	\$453
P 4611	31.5" sq	\$500
P 4601	24" rd	\$297
P 4602	31.5" rd	\$500

Acacia - 25mm teak wood



MODEL	SIZE	
P 4210	24" sq	\$528
P 4211	27.5" sq	\$691
P 4212	31.5" sq	\$745
P 4200	24" rd	\$557
P 4201	27.5" rd	\$673
P 4202	31.5" rd	\$770
P 4222	31.5" x 47.25"	\$933


Laminate - 12mm stratificato



MODEL	SIZE	
P 4110	24" sq	\$507
P 4111	26.7" sq	\$682
P 4112	31.5" sq	\$754
P 4101	24" rd	\$475
P 4102	31.5" rd	\$763
P 4103	40" rd	\$1,346
P 4104	47.25" rd	\$1,428
P 4123	21" x 27"	\$541
P 4120	24" x 28"	\$632
P 4121	28" x 43.25"	\$1,042
P 4122	31.5" x 47.25"	\$1,102

PRICES FOR INDOOR TOPS ONLY

Laminate - 25mm birch



MODEL	SIZE	
P 0710	24" sq	\$340
P 0711	27" sq	\$400
P 0712	31.5" sq	\$478
P 0701	24" rd	\$340
P 0702	31.5" rd	\$497
P 0703	40" rd	\$629
P 0704	47.25" rd	\$669
P 0723	21" x 27"	\$350
P 0720	24" x 28"	\$359
P 0730	24" x 47.25"	\$481
P 0721	28" x 43.25"	\$438
P 0722	31.5" x 47.25"	\$522

Laminate - 28mm chipboard



MODEL	SIZE	
P 1110	24" sq	\$278
P 1111	27" sq	\$312
P 1112	31.5" sq	\$381
P 1101	24" rd	\$272
P 1102	31.5" rd	\$362
P 1103	40" rd	\$419
P 1104	47.25" rd	\$485
P 1123	21" X 27"	\$278
P 1120	24" X 28"	\$287
P 1130	24" x 47.25"	\$491
P 1121	28" X 43.25"	\$448
P 1122	31.5" X 47.25"	\$506

Melamine - 28mm birch



MODEL	SIZE	
P 0510 ABS	24" sq	\$234
P 0511 ABS	27" sq	\$262
P 0512 ABS	31.5" sq	\$290
P 0501 ABS	24" rd	\$234
P 0502 ABS	31.5" rd	\$290
P 0503 ABS	40" rd	\$356
P 0504 ABS	47.25" rd	\$428
P 0505 ABS	55" rd	\$522
P 0521 ABS	28" X 43.25"	\$312
P 0522 ABS	31.5" X 47.25"	\$362